

Hoosier[®]
RACING TIRE

2019

**TIRE SPEC
CATALOG**

“TIRES DESIGNED FOR CHAMPIONS”[®]

NO WARRANTY POLICY

Hoosier Racing Tire Corp. offers racing tires for sale only upon the conditions and the terms contained in this disclaimer of liability and indemnity. Due to many varied and different conditions which Hoosier Racing Tires and Tubes are exposed and because of the manner in which racing is conducted, Hoosier Racing Tire Corp. makes absolutely **no warranty**, expressed or implied, as to the fitness for a general or particular purpose or of merchantability in connection with any offer of sale of Hoosier Racing Tires and tubes. **“HOOSIER RACING TIRES AND TUBES ARE SOLD AS IS.”** Race tires are not tested or labeled to meet FMVSS 109, 119, 139 or ECE36 Safety Standards. Therefore it is dangerous and illegal to sell race tires for use on public highways. Any person selling Hoosier Racing Tires or Tubes for highway use agrees to indemnify and reimburse Hoosier Racing Tire Corp. for all loss, damage, or liability Hoosier Racing Tire Corp. may suffer because of such sales. Not applicable where prohibited by law. Not following these warnings can cause **SERIOUS PERSONAL INJURY OR DEATH**. For more information read tire labels, follow manufacturer’s warnings as molded in tire sidewalls and visit hoosiertire.com.

FREEZE WARNING

Freeze Crack Advisory: This advisory addresses proper storage and use of Hoosier tires in cold conditions. Hoosier Tires, especially asphalt and hard compound tires, may experience Rubber Cracking if the tires are transported, crushed, flexed or stressed when frozen. The following guidelines are provided to avoid this problem.

1. Always store Hoosier Racing Tires indoors at temperatures above 32° F.
2. If tires have been subject to 32° F or less, allow them to warm to room temperature (about 70° F) for a minimum of 24 hrs before the tire is mounted, transported or flexed.
3. Always use spare tires not intended for future competition to store vehicles for prolonged periods of time or winter transport.
4. If below freezing temperatures are expected, please consider shipping tires once more favorable conditions exist.

Do not use tires that have evidence of Freeze Crack Damage.

WARNING

Service Life for Race Tires: Old tires can fail in use, causing loss of vehicle control and personal injury. Environmental conditions like temperature extremes, exposure to sunlight, electric arc, solvents, automotive fluids, and atmospheric pollutants accelerate the aging process. Hoosier Racing Tire strongly recommends that new (sticker) tires should be put in service within 2 years of date of purchase. Used (scuffed) tires have a shorter service life than new (sticker) tires. Poor storage and infrequent use accelerate the aging process.

DIRECTION OF ROTATION / MOUNTING INSTRUCTIONS

ROTATIONAL GUIDELINES FOR TIRES WITH DIRECTIONAL ARROWS

All Hoosier tires having directional arrows must be mounted so that the tire travels in the direction of the arrow. Hoosier tires having directional arrows will have them on both sidewalls. Directional arrows may not be on a tire that can have both left and/or right side application. All Hoosier tires not having directional arrows should be mounted as detailed below.

ROTATIONAL GUIDELINES FOR TIRES WITHOUT DIRECTIONAL ARROWS

Every Hoosier race tire has a four character serial code embossed into ONE sidewall of the tire. All Hoosier DOT tires will also have two additional codes as required by the Department of Transportation. (Example: J7AB 4AX8 3710)

CIRCLE TRACK RACING TIRES:

(Includes both dirt and asphalt tires)

Hoosier tires must be mounted with the serial code located toward the infield.

ROAD RACING TIRES:

(Includes catalog numbers beginning with 43, 44, 45, 46)

In most cases, Hoosier tires used in Road Race applications should be mounted with the serial code toward the center of the vehicle. Once a tire has been run in the proper orientation it is acceptable to remount the tire in the opposite direction to even out the wear.

DRAG RACING TIRES, INCLUDING DOT DRAG TIRES:

(Includes catalog numbers beginning with 17, 18)

Hoosier drag tires can be mounted to rotate in either direction. Hoosier drag tires can also be flipped or reversed to provide even wear.

WARNING - TIRE MOUNTING IS DANGEROUS

Special Tire Mounting Instructions: Tire mounting should be done **ONLY** by trained personnel using proper tools and procedures. Failure to follow safe mounting procedures could cause faulty positioning of the tire and cause the assembly to burst with explosive force sufficient to cause **SERIOUS PERSONAL INJURY OR DEATH**. Always inspect tire for kinked beads or other possible damage that may have occurred in shipping or storage. Clean the rim especially in the bead area before mounting a tire. Lubricate the tire beads as needed with a purpose made tire mounting liquid or paste. Always lock rim on mounting machine or place in safety cage. Use a clip on chuck, an in-line valve with a pressure gauge or adjustable regulator and remote inflation/deflation device. Have enough air hose to stay out of the trajectory. Stand back.

WARNING - VERIFY RIM SIZE

Verify Correct Wheel and Bead Flange: All tires are designed to be used on wheels that are manufactured to Tire and Rim Association (T&RA) specifications and tolerances. Some rims are non-standard or damaged and it is necessary to inspect the rim flange to assure proper fit. Consult your specific rim manufacturer to determine if your rim can be used in this application. Never attempt to install and inflate a tire of one bead diameter on a rim or wheel of a different bead diameter. Use of Hoosier Racing Tires on wheels with incorrect bead flanges or wheels that do not meet T&RA standards can cause the assembly to fail and burst with explosive force sufficient to cause **SERIOUS PERSONAL INJURY OR DEATH**. Use a certified wheel rim disk tape to confirm wheel rim flange size.

WARNING - BEAD / RIM SEATING

When seating beads never exceed maximum bead seating pressure as molded in tire sidewall. Never exceed manufacturer's maximum inflation pressure. Always seat beads with wheel locked to mounting machine or placed in a safety cage. A damaged tire or wheel can fail during bead seating and burst with enough force sufficient to cause **SERIOUS PERSONAL INJURY OR DEATH**. Always use a clip on chuck, an in-line valve with a pressure gauge or adjustable regulator and remote inflation/deflation device. Have enough air hose to stay out of the trajectory. Stand back. If the beads will not seat at the manufacturers maximum bead seating pressure, STOP, deflate tire, return the tire to the place of purchase.

WARNING - NOT FOR HIGHWAY USE

NOT FOR HIGHWAY USE: All Hoosier Racing Tires including DOT labeled Hoosier Racing Tires are designed for racing purposes only on specified racing surfaces and are **not to be operated on public roadways**. DOT labeled Hoosier Racing Tires meet Department Of Transportation requirements for marking and performance only and are **NOT INTENDED FOR HIGHWAY USE**. It is unsafe to operate any Hoosier Racing Tire including DOT tires on public roads. The prohibited use of Hoosier Racing Tires on public roadways may result in loss of traction, unexpected loss of vehicle control, or sudden loss of tire pressure, resulting in a vehicle crash and **SERIOUS PERSONAL INJURY OR DEATH**.
Exception – "PRO STREET" page 20.

WARNING - MISUSE / MISAPPLICATION

Application/Misuse: All Hoosier Racing Tire products are designed for a specific purpose. Consult with Hoosier Racing Tire Corp. for specific fitment and application. Utilizing Hoosier Tires in any form outside of their intended use constitutes **MISUSE** of the product and can cause **SERIOUS PERSONAL INJURY OR DEATH**. Hoosier Racing Tire products are designed and manufactured for racing purposes only, within a closed course designed for organized competition. Not for recreational use. Hoosier Tires should never be used for Off Track Exhibition or for Land Speed Record Vehicles including Jet or Rocket Powered Cars.

WARNING - DO NOT ALTER TIRES

Chemical Treatment of Tires: Hoosier Racing Tires strictly forbids any chemical alteration of the tire carcass and/or tread compound such as tire "soaking" or use of tread "softener." Hoosier Racing Tire strictly forbids the physical defacement (removal, altering or covering), of tire sidewall markings in any manner. Failure to comply with this warning could result in premature or catastrophic tire failure and may result in **SERIOUS PERSONAL INJURY OR DEATH**.

TABLE OF CONTENTS

LEAD #	TIRE	PAGE #
	NO WARRANTY POLICY & WARNINGS	Inside Front Cover
	Direction of Rotation / Mounting	
	Instructions	3
41	Little Car Asphalt / Mini-Cup.....	5
13	Midget Asphalt.....	5
08/10/37	Asphalt Short Track	5-6
08/09	Modified / Supers / Sprint Asphalt.....	7
12	Oval Track D.O.T. Dirt.....	7
36	Late Model / E-Mod / Street Stock Dirt	8-9
14	Eastern Modified / 358 / Sportsman Dirt	10
31/38	Wing Sprint Dirt.....	10
31/38	Non-Wing Sprint Dirt / Silver Crown Short Track Dirt.....	10
31	Silver Crown Dirt / Mile Tracks	11
35	Midget Dirt / Mini Sprint.....	11
42	Modified Midget / Micro Sprint Dirt / Jr. Sprint	12
11/15	Dirt Oval Karting	12
11	Treaded Kart	12
15	Asphalt Oval Karting & 4-Cycle Sprint Karting.....	13
15	Asphalt Quarter Midget.....	13
11	Dirt Quarter Midget.....	13
22	Sprint / Solo Kart.....	14
	4 Cycle Sprint Karting - 5" Tire Options.....	14
	Super Kart	14
	Enduro & Road Race Kart.....	14
07/11/16/42	Power Sports	
07	Motocross	14
11/16/42	ATV.....	15
18	Drag Racing.....	16-17
18	Drag Bracket Radial	17
18	JR Dragster	17
17	D.O.T. Drag - Radials	18
17	Quick Time Pro D.O.T.....	18
17	Quick Time D.O.T.....	19
28/32	Racing Tubes & Liner	19
19	Pro Street D.O.T. – Radial.....	19
43	Circuit Racing Slicks – Bias	20
43	Circuit Racing Slicks – Radial	20-21
44	Circuit Racing Wets – Bias.....	21
44	Circuit Racing Wets – Radial	21
44/45/46	Vintage	22
46	Circuit Racing D.O.T. – Radial.....	22-23
46	Circuit Racing D.O.T. – Radial Wet.....	24
41/43/44	Formula Student (FSAE)	24
44	Rally	25
45	Vintage D.O.T. – Bias	22
44	Rally	25
	Hoosier Racing Tire Distributors	Back Cover

SEE WARNINGS STARTING ON INSIDE COVER

Tire rule spec tires may not be listed in this catalog. Please contact local distributor for further information.

REV. 11/18
First Printing

REFER TO INSIDE FRONT COVER FOR NO WARRANTY POLICY AND WARNINGS.

INDEPENDENT DEALERS MUST ESTABLISH THEIR OWN PRICES.
FOR PRICING CONTACT YOUR NEAREST DISTRIBUTOR ON BACK OF CATALOG.

LITTLE CAR ASPHALT / MINI-CUP

ITEM NUMBER	TIRE SIZE	TREAD PATTERN	TREAD WIDTH	APPROX. DIA.	APPROX. CIRC.	RECOM. RIM WIDTH	MEASURED RIM WIDTH	SECTION WIDTH	COMPOUND COMPARISON SOFT TO FIRM
41100	6.0/18.0-10	Slick	6.0"	18.0"	56-57"	6-7"	7"	8.5"	LC0
41120	8.0/18.0-10	Slick	8.0"	18.0"	56-57"	7-8"	8"	9.8"	LC3
41130	10.0/19.0-10	Slick	10.0"	19.0"	60.0"	10"	10"	12.2"	LC5
MINI-CUP									
41149	15.0/ 7.0-8 SH	Slick	6.25"	15.37"	48.25"		8"	7.5"	MC780
41150	15.0/ 7.0-8	Slick	6.25"	15.75"	49.5"		8"	7.5"	MC780
SOFT					FIRM				
LC0			LC3			LC5		MC780	

MIDGET ASPHALT

ITEM NUMBER	TIRE SIZE	TREAD PATTERN	TREAD WIDTH	APPROX. DIA.	APPROX. CIRC.	RECOM. RIM WIDTH	MEASURED RIM WIDTH	SECTION WIDTH	COMPOUND COMPARISON SOFT TO FIRM
13109	7.0/20.5-13	Slick	7.0"	20.5"	65.0"	8"	8"	8.6"	MG4
13110	7.0/20.5-13	Slick	7.0"	20.5"	66.0"	8"	8"	8.6"	700, DX2, MG5
13115BG06	7.0/20.5-13 BG2006	Slick	7.0"	20.5"	65.0"	8"	8"	8.6"	BG2006
13195	10.0/22.0-13	Slick	9.0"	22.0"	69.0"	8"	8"	11.2"	MG5
13210	10.0/23.5-13	Slick	10.0"	23.5"	73.0"	10"	10"	11.6"	760
13240	12.0/23.5-13	Slick	12.0"	23.5"	74.0"	10-12"	10"	13.5"	MG7, 700
SOFT				700		760		FIRM	
MG4		MG5		MG7		MG7.3		MG8	
				DX2					

ASPHALT SHORT TRACK

ITEM NUMBER	TIRE SIZE	TREAD PATTERN	TREAD WIDTH	APPROX. DIA.	APPROX. CIRC.	RECOM. RIM WIDTH	MEASURED RIM WIDTH	SECTION WIDTH	COMPOUND COMPARISON SOFT TO FIRM
08650	27.0/10.0-15	Slick	10.0"	27.5"	86.0"	10"	10"	13.2"	1040
08651	27.0/10.0-15	Slick	10.0"	27.5"	86.0"	10"	10"	13.2"	1057
10050	8.0/23.0-13	Slick	8.0"	23.5"	73.8"	8"	8"	10.2"	F60, Sportsman, TUSA
10051	8.0/23.0-13 SH	Slick	8.0"	23.0"	72.5"	8"	8"	10.2"	F60, Sportsman, TUSA
10060	22.5/ 7.0-13	Street Tread	7.0"	22.5"	70.7"	6"	6"	8.6"	Sportsman
10070	23.0/ 7.0-13	Street Tread	7.0"	23.0"	72.2"	6"	6"	8.6"	Sportsman, Super TD
10100	22.5/ 8.0-13	Rib Asphalt	8.0"	22.5"	70.7"	8"	8"	9.8"	700
10110	23.0/ 8.0-13	Rib Asphalt	8.0"	23.0"	72.2"	8"	8"	9.8"	700
10160	10.0/27.0-15 SH	Slick	10.0"	27.0"	84.8"	10"	10"	13.2"	1070
10170	10.0/27.0-15	Slick	10.0"	27.5"	86.0"	10"	10"	13.2"	1070
10175	27.0/10.0-15 SX	Slick	10.0"	26.5"	83.0"	10"	10"	13.2"	2040
10179	27.0/10.0-15	Slick	10.0"	27.5"	86.0"	10"	10"	13.2"	2040
10180	8.0/26.5-15	Slick	8.0"	26.8"	84.0"	8"	8"	11.5"	F70
10182	8.0/27.5-15	Slick	8.0"	27.3"	85.0"	8"	8"	11.4"	F70
10184	8.0/27.5-15	Slick	8.0"	27.3"	86.0"	8"	8"	11.4"	F70



REFER TO INSIDE FRONT COVER FOR NO WARRANTY POLICY AND WARNINGS.

INDEPENDENT DEALERS MUST ESTABLISH THEIR OWN PRICES. FOR PRICING CONTACT YOUR NEAREST DISTRIBUTOR ON BACK OF CATALOG.

ASPHALT SHORT TRACK CONTINUED

ITEM NUMBER	TIRE SIZE	TREAD PATTERN	TREAD WIDTH	APPROX. DIA.	APPROX. CIRC.	RECOM. RIM WIDTH	MEASURED RIM WIDTH	SECTION WIDTH	COMPOUND SOFT TO FIRM
10186	27.0/ 8.0-15 SX	Slick	8.0"	26.8"	84.0"	8"	8"	11.5"	2040
10188	27.0/ 8.0-15 MED	Slick	8.0"	27.3"	86.0"	8"	8"	11.4"	2040
10196	9.0/26.5-15	Slick	9.0"	26.5"	84.0"	10"	10"	12.5"	500
10198	9.0/27.0-15	Slick	9.0"	27.0"	86.5"	10"	10"	12.75"	700
10220	26.5/ 8.0-15	Street Tread	8.0"	26.5"	82.1"	8"	8"	10.2"	COMANCHE
10230	27.5/ 8.0-15	Street Tread	8.0"	27.5"	85.3"	8"	8"	10.7"	COMANCHE
10240	23.0/ 7.0-13 RIB	Rib Asphalt	6.6"	22.75"	71.5"	7"	7"	9.3"	700, 800
10245	23.5/ 7.0-13 RIB	Rib Asphalt	6.6"	23.2"	73.0"	7"	7"	9.1"	700, 800
10246	23.5/ 7.0-14 RIB	Rib Asphalt	6.6"	23.2"	73.0"	7"	7"	9.1"	800
10247	24.0/ 7.0-14	Rib Asphalt	7.0"	24.15"	75.88"	7-8"	7"	9.19"	850
10257	24.0/ 7.0-15	Rib Asphalt	7.0"	24.17"	75.94"	7-8"	7"	8.81"	850
10280	26.5/ 8.0-15 RIB	Rib Asphalt	8.0"	26.5"	82.0"	8"	8"	10.75"	700, 800
10285	27.0/ 8.0-15 RIB	Rib Asphalt	8.0"	27.0"	84.5"	8"	8"	11.25"	700, 800
10290	27.5/ 8.0-15 RIB	Rib Asphalt	8.0"	27.5"	85.5"	8"	8"	11.25"	700, 800
10295	8.0/26.5-15	Street Tread	9.0"	26.5"	83.2"	8"	8"	11.0"	970
10300	8.0/26.5-15	Street Tread	9.0"	27.0"	84.0"	8"	8"	11.0"	970
10350	8.0/27.0-15	Street Tread	9.0"	27.5"	86.3"	8"	8"	11.0"	970
10400	23.0/ 7.0-13	Street Tread	7.0"	23.0"	72.2"	6"	6"	8.6"	790
10405	23.0/ 7.0-14	Street Tread	7.0"	23.0"	72.2"	6"	6"	8.6"	790
10408	24.0/ 7.0-14	Street Tread	7.0"	24.0"	75.0"	6"	6"	9.1"	790
10410	26.5/ 7.0-15	Street Tread	7.0"	26.4"	83.0"	6"	6"	9.1"	790
10411	26.5/ 7.0-15	Street Tread	7.0"	26.4"	83.0"	6-7"	6"	9.1"	850
10415	27.0/ 7.0-15	Street Tread	7.0"	27.0"	85.0"	6"	6"	9.2"	790
10416	27.0/ 7.0-15	Street Tread	7.0"	27.0"	85.0"	6-7"	6"	9.2"	850
10420	26.5/ 8.0-15	Street Tread	8.0"	26.5"	82.1"	8"	8"	10.2"	880, 890
10425	27.5/ 8.0-15	Street Tread	8.0"	27.5"	85.3"	8"	8"	10.7"	880, 890
10430	8.0/26.5-15	Street Tread	8.5"	26.4"	83.0"	8"	8"	11.4"	D800
10435	8.0/27.0-15	Street Tread	8.5"	26.9"	84.5"	8"	8"	11.4"	D800
10440	8.0/27.0-15	Street Tread	8.5"	27.2"	85.5"	8"	8"	11.4"	D800
10499	26.5/ 8.0-15	Slick	8.0"	26.8"	84.0"	8"	8"	11.5"	950
10500	26.5/ 8.0-15	Slick	8.0"	26.8"	84.0"	8"	8"	11.5"	980
10504	27.5/ 8.0-15	Slick	8.0"	27.3"	86.0"	8"	8"	11.4"	960
10584	27.0/ 8.0-15	Rib Asphalt	8.0"	26.8"	84.0"	8"	8"	11.25"	R750
10590	27.5/ 8.0-15	Rib Asphalt	8.0"	27.1"	85.0"	8"	8"	11.25"	R750
10595	27.5/ 8.0-15	Rib Asphalt	8.0"	27.3"	85.75"	8"	8"	11.25"	R750
10600	26.5/10.0-15	Slick	10.0"	26.8"	84.0"	10"	10"	13.2"	F80
10620	27.5/10.0-15	Slick	10.0"	27.3"	86.5"	10"	10"	13.2"	F50
10700	27.0/10.0-15 SX	Slick	10.0"	26.8"	84.0"	10"	10"	13.2"	3035
10710	27.0/10.0-15 SH	Slick	10.0"	27.2"	85.0"	10"	10"	13.2"	3035, 3045
10720	27.0/10.0-15	Slick	10.0"	27.3"	86.5"	10"	10"	13.2"	3045, F80
37130	8.0/27.0-15 L	Slick	8.0"	26.8"	84.0"	8"	8"	11.5"	F53, F75
37139	8.0/27.0-15 MED	Slick	8.0"	27.0"	85.0"	8"	8"	11.2"	F53, F75
37140	8.0/27.0-15	Slick	8.0"	27.3"	86.0"	8"	8"	11.4"	F53
37142	8.0/27.0-15	Slick	8.0"	27.3"	86.0"	8"	8"	11.4"	F75
37160	10.0/23.0-13 SH	Slick	10.0"	22.4"	70.5"	10"	10"	12.5"	F15, F35
37170	10.0/23.0-13	Slick	10.0"	23.0"	72.0"	10"	10"	12.5"	F25, F45
37180	10.0/27.0-15	Slick	10.0"	26.2"	83.5"	10"	10"	13.2"	F45
37181	10.0/27.0-15 SX	Slick	10.0"	26.8"	84.0"	10"	10"	13.2"	F45
37190	10.0/27.0-15	Slick	10.0"	27.3"	86.5"	10"	10"	13.2"	F45
37253	27.0x11.0-15	Slick	11.7"	25.6"	80.5"	10-12"	10"	13.5"	F15

SOFT

FIRM

F15	3025	3035	TUSA	500	3045	600	970	F80	800	850
	F25	F35	F60	F45	960		1070	R750	F50	COMANCHE
		950	SUPER TD	F40	F53		700	F70		790
				1057	2040		880	D800		890
							980			ST TD
							F75			
							SPORTSMAN			

REFER TO INSIDE FRONT COVER FOR NO WARRANTY POLICY AND WARNINGS. INDEPENDENT DEALERS MUST ESTABLISH THEIR OWN PRICES. FOR PRICING CONTACT YOUR NEAREST DISTRIBUTOR ON BACK OF CATALOG.

MODIFIED / SUPERS / SPRINT ASPHALT


ITEM NUMBER	TIRE SIZE	TREAD PATTERN	TREAD WIDTH	APPROX. DIA.	APPROX. CIRC.	RECOM. RIM WIDTH	MEASURED RIM WIDTH	SECTION WIDTH	COMPOUND COMPARISON SOFT TO FIRM
08400	26.0/13.0-15	Slick	13.0"	25.5"	80.5"	14-15"	15"	16.4"	M20, M30
08410	26.0/13.0-15	Slick	13.0"	26.0"	81.5"	14-15"	15"	16.4"	M20, M30
08420	27.0/13.0-15	Slick	13.0"	26.8"	84.0"	15"	15"	16.4"	M30, M45, M450
08710	13.0/26.0-15	Slick	13.0"	26.0"	81.5"	15"	15"	16.4"	1320
08720	13.0/27.0-15	Slick	13.0"	26.8"	84.0"	15"	15"	16.4"	1330
09120	11.0/24.0-15	Slick	11.0"	24.0"	76.0"	10"	10"	13.0"	M10, 2010
09121	11.0/24.0-15	Slick	11.0"	24.0"	76.0"	12"	12"	13.0"	2030
09125	11.0/24.5-15	Slick	11.0"	24.5"	77.5"	10"	10"	12.5"	M60
09142	13.0/25.0-15	Slick	13.0"	25.0"	78.0"	13-14"	13"	15.0"	2045
09150	26.0/13.0-15	Slick	13.0"	26.0"	81.5"	14-15"	15"	16.4"	2040
09160	13.0/26.5-15	Slick	13.0"	26.4"	82.5"	15"	15"	16.4"	2040
09170	13.0/27.0-15	Slick	13.0"	27.0"	84.2"	15"	15"	16.4"	2045
09200	17.0/28.0-15	Slick	17.0"	27.7"	86.5"	18"	18"	20.0"	2045
09203	17.0/28.0-15	Slick	17.0"	27.7"	86.5"	18"	18"	20.0"	M450
09209	17.0/28.0-15 (SC1)	Slick	17.0"	27.7"	86.5"	18"	18"	20.0"	M55

SOFT	M10	M20	M30	M45	M450	M50	M55	FIRM
	2010		2030	2040	2045			

OVAL TRACK D.O.T. DIRT

ITEM NUMBER	TIRE SIZE	TREAD PATTERN	TREAD WIDTH	APPROX. DIA.	APPROX. CIRC.	RECOM. RIM WIDTH	MEASURED RIM WIDTH	SECTION WIDTH	COMPOUND COMPARISON SOFT TO FIRM
12100	P195/65D-13	Dirt Bozz Style	7.0"	23.3"	73.0"	6-7"	6"	8.5"	MED
12160	P225/60D-13	Dirt Bozz Style	8.0"	23.6"	74.5"	7-8"	7"	9.7"	MED
12170	P235/60D-13	Dirt Bozz Style	8.0"	23.8"	75.0"	7-8"	7"	10.2"	MED
12322	P245/60D-15	Dirt Bozz Style	8.0"	26.7"	84.0"	8-9"	8"	10.6"	MED
12330	P255/60D-15	Dirt Bozz Style	8.0"	27.3"	86.0"	8-9"	8"	10.7"	MED
12340	P265/60D-15	Dirt Bozz Style	8.0"	28.0"	88.0"	8-9"	8"	11.1"	MED
12352	P275/60D-15	Dirt Bozz Style	10.0"	28.2"	88.5"	10-11"	10"	12.6"	MED
12360	P285-60D-15	Dirt Bozz Style	10.0"	28.5"	90.0"	10-11"	10"	12.8"	MED
12390	P305/60D-15	Dirt Bozz Style	10.0"	29.0"	92.0"	10-11"	10"	13.6"	MED

WARNING: DOT labeled Hoosier Racing Tires meet Department of Transportation requirements for making and performance only and are **NOT INTENDED FOR HIGHWAY USE.** It is unsafe to operate any Hoosier Racing Tire including DOT tires on public roads. The prohibited use of Hoosier Racing tires on public roadways may result in loss of traction, unexpected loss of vehicle control, or sudden loss of tire pressure, resulting in a vehicle crash and possible **SERIOUS PERSONAL INJURY OR DEATH.**



REFER TO INSIDE FRONT COVER FOR NO WARRANTY POLICY AND WARNINGS.

INDEPENDENT DEALERS MUST ESTABLISH THEIR OWN PRICES.
FOR PRICING CONTACT YOUR NEAREST DISTRIBUTOR ON BACK OF CATALOG.

LATE MODEL / E-MOD / STREET STOCK DIRT

ITEM NUMBER	TIRE SIZE	TREAD PATTERN	TREAD WIDTH	APPROX. DIA.	APPROX. CIRC.	RECOM. RIM WIDTH	MEASURED RIM WIDTH	SECTION WIDTH	COMPOUND COMPARISON SOFT TO FIRM
SPEC									
36019	G60-15 SH	IMCA	8.5"	25.5"	81.0"	8"	8"	10.75"	IMCA
36020	G60-15	IMCA	8.5"	26.0"	82.0"	8"	8"	10.75"	IMCA
36051	8.0/22.5-13	Super Chain Link	8.0"	22.6"	71.0"	7-8"	7"	9.1"	100, 400
36056	8.0/23.0-13	Super Chain Link	8.0"	23.3"	73.0"	7-8"	7"	9.3"	100, 400
36103	8.0/26.5-15	Super Chain Link	8.0"	26.5"	82.0"	8-9"	8"	10.5"	H 500, IMCA 500
36105	8.0/27.0-15	Super Chain Link	8.0"	27.0"	84.0"	8-9"	8"	10.5"	H 500, IMCA 500
36107	8.0/27.5-15	Super Chain Link	8.0"	27.4"	86.0"	8-9"	8"	10.5"	H 500
36108	10.0/27.0-15	Super Chain Link	10.0"	27.0"	84.0"	10-11"	10"	12.5"	500
36175	26.5/ 8.0-15 Wissota	Chain Link	8.0"	26.5"	83.0"	8-9"	8"	11.2"	35-W
36180	26.5/ 8.0-15 Emod	Chain Link	8.0"	26.5"	83.0"	8-9"	8"	11.2"	M30S, M60
36182	26.5/ 8.0-15	Chain Link	8.0"	26.5"	83.0"	8-9"	8"	11.2"	RC4
36185	27.5/ 8.0-15 Wissota	Chain Link	8.0"	27.25"	85.5"	8-9"	8"	11.2"	35-W
36190	27.5/ 8.0-15 Emod	Chain Link	8.0"	27.25"	85.5"	8-9"	8"	11.2"	M30S, M60
36192	27.5/ 8.0-15	Chain Link	8.0"	27.25"	85.5"	8-9"	8"	11.2"	RC4
36240	28.0/10.5-15	Chain Link	10.5"	28.0"	86.0"	10-12"	10"	13.5"	RC4
36310	29.0/10.5-15	Chain Link	10.5"	29.0"	90.0"	10-12"	10"	13.5"	RC4
36606	28.5/11.0-15	Angle Block	11.0"	28.5"	90.0"	12-14"	14"	14.5"	USA21, USA25, USA55
36608	88.0/11.0-15	Stagger Block	11.0"	27.8"	87.5"	12-14"	14"	15.5"	FT200
36610	88.0/11.0-15	Stagger Block	11.0"	28.0"	87.5"	12-14"	14"	15.5"	D21, D55
36611	88.0/11.0-15	Large Crossblock	11.0"	28.0"	87.5"	12-14"	14"	14.75"	W30S
36612	88.0/11.0-15	WRS-2	11.0"	28.0"	87.5"	12-14"	14"	15.25"	WRS-2
36617	UMP LM8811	Large Crossblock	11.0"	28.0"	87.5"	12-14"	14"	14.75"	M20, M40
36618	90.0/11.0-15	Stagger Block	11.0"	28.2"	88.5"	12-14"	14"	15.5"	FT200, FT400
36620	90.0/11.0-15	Stagger Block	11.0"	28.5"	88.5"	12-14"	14"	15.5"	D21, D55
36621	90.0/11.0-15	Large Crossblock	11.0"	28.1"	88.5"	12-14"	14"	15.0"	W30S
36622	90.0/11.0-15	WRS-2	11.0"	28.5"	88.5"	12-14"	14"	15.25"	WRS-2
36624	90.0/11.0-15	WRS-2	11.0"	28.5"	88.5"	12-14"	14"	15.25"	HTW, WRS-2
36625	90.0/11.0-15	Large Crossblock	11.0"	28.1"	88.5"	12-14"	14"	15.0"	1200, 1300, 1325, HTS1350, HTS1600
36626	90.0/11.0-15	Large Crossblock	11.0"	28.1"	88.5"	12-14"	14"	15.0"	USA21, USA25, USA55
36627	UMP LM9011	Large Crossblock	11.0"	28.1"	88.5"	12-14"	14"	15.0"	M20, M30S, M40
36628	92.0/11.0-15	Stagger Block	11.0"	29.3"	92.0"	12-14"	14"	15.5"	FT200, FT400
36630	92.0/11.0-15	Stagger Block	11.0"	29.0"	92.0"	12-14"	14"	15.5"	D21, D55, HTWD55
36631	92.0/11.0-15	Large Crossblock	11.0"	29.0"	92.0"	12-14"	14"	15.0"	W30S, W70
36632	92.0/11.0-15	WRS-2	11.0"	29.0"	92.0"	12-14"	14"	15.5"	WRS-2
36634	92.0/11.0-15	WRS-2	11.0"	29.0"	92.0"	12-14"	14"	15.5"	HTW, WRS-2
36635	92.0/11.0-15	Large Crossblock	11.0"	29.0"	92.0"	12-14"	14"	15.0"	1300, HTS1350, HTS1600
36636	92.0/11.0-15	Large Crossblock	11.0"	29.0"	92.0"	12-14"	14"	15.0"	USA21, USA25, USA55
36637	UMP LM9211	Large Crossblock	11.0"	29.0"	92.0"	12-14"	14"	15.0"	M20, M30S, M40
36670	92.0/11.0-15	Large Crossblock	11.0"	29.0"	92.0"	12-14"	14"	15.0"	01, 03, 04
36800	23.0/ 7.0-13	Super Chain Link	7.0"	23.3"	71.5"	7-8"	7"	9.0"	HTWD
36805	205/60-13	Dirt Bozz Style	8.0"	22.6"	70.0"	7-8"	7"	9.1"	HTWD, STARS Soft, STARS Med
36810	215/60-13	Dirt Bozz Style	8.0"	23.3"	71.5"	7-8"	7"	9.3"	HTWD, STARS Soft, STARS Med
36815	235/60-13	Dirt Bozz Style	8.0"	23.8"	74.0"	7-8"	7"	10.2"	HTWD, STARS Soft, STARS Med
36935	205/60-13	Dirt Bozz Style	8.0"	22.6"	70.0"	7-8"	7"	9.1"	TUSA Soft
36940	215/60-13	Dirt Bozz Style	8.0"	23.3"	71.5"	7-8"	7"	9.3"	TUSA Soft, TUSA Med
36945	235/60-13	Dirt Bozz Style	8.0"	23.8"	74.0"	7-8"	7"	10.2"	TUSA Soft, TUSA Med
OPEN COMPETITION									
36021	G60-15	G60	8.5"	25.5"	81.0"	8"	8"	10.75"	
36022	G60-15	G60	8.5"	26.0"	82.0"	8"	8"	10.75"	
36104	8.0/26.5-15	Super Chain Link	8.0"	26.5"	82.0"	8-9"	8"	10.5"	M500
36106	8.0/27.0-15	Super Chain Link	8.0"	27.0"	84.0"	8-9"	8"	10.5"	M500
36109	8.0/27.5-15	Super Chain Link	8.0"	27.4"	86.0"	8-9"	8"	10.5"	M500
36149	26.5/ 8.0-15	Chain Link	8.0"	26.5"	84.0"	8-9"	8"	11.2"	Soft, Medium 100, Medium
36156	27.5/ 8.0-15 NRM	Chain Link	8.0"	27.5"	86.5"	8-9"	8"	11.3"	Soft, Medium 100, Medium 200, Medium, Hard
36421	28.5/11.0-15	Rib Dirt	11.0"	28.5"	88.5"	12-14"	14"	15.5"	1200, 1300, 1325, 1350, 1425, 1450, D70, DRS1350
36423	11.0/28.5-15	Rib Dirt	11.0"	28.5"	88.5"	12-14"	14"	15.5"	1600

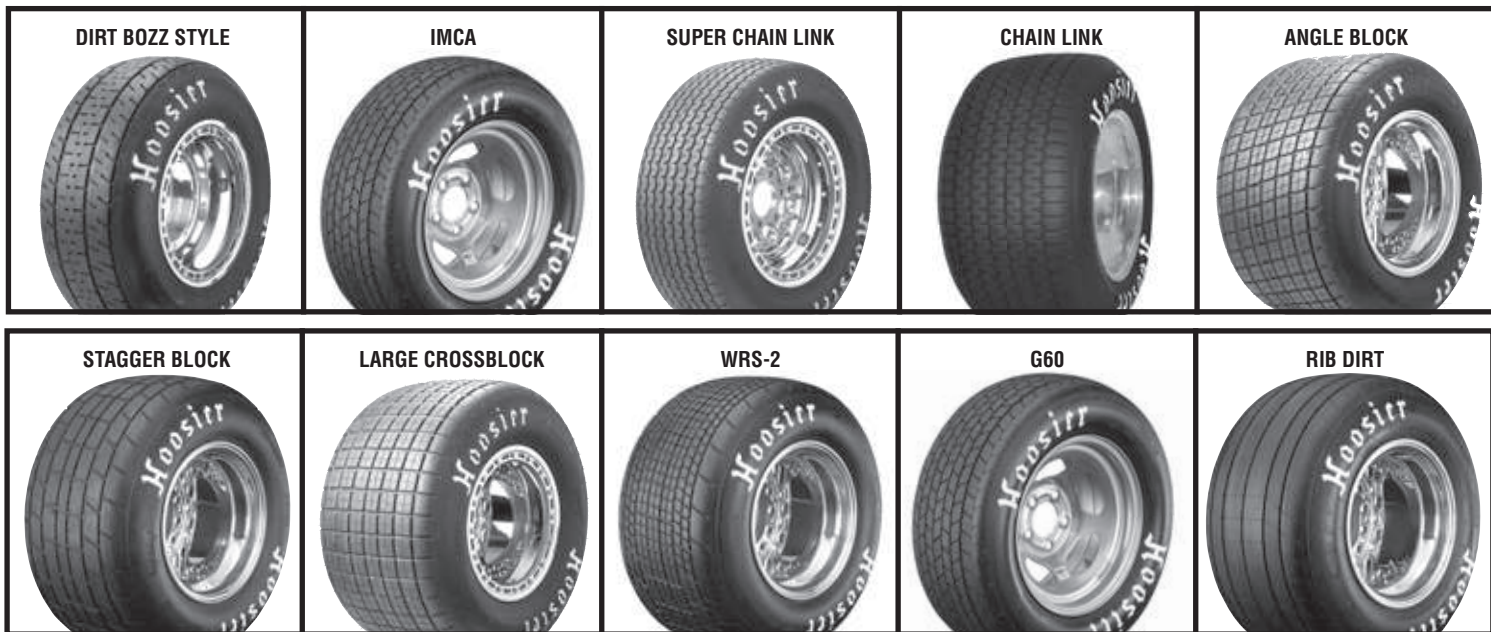
REFER TO INSIDE FRONT COVER FOR NO WARRANTY POLICY AND WARNINGS. INDEPENDENT DEALERS MUST ESTABLISH THEIR OWN PRICES. FOR PRICING CONTACT YOUR NEAREST DISTRIBUTOR ON BACK OF CATALOG.

LATE MODEL / E-MOD / STREET STOCK DIRT CONTINUED

ITEM NUMBER	TIRE SIZE	TREAD PATTERN	TREAD WIDTH	APPROX. DIA.	APPROX. CIRC.	RECOM. RIM WIDTH	MEASURED RIM WIDTH	SECTION WIDTH	COMPOUND COMPARISON SOFT TO FIRM	
OPEN COMPETITION CONTINUED										
36441	29.0/11.0-15 NRM	Rib Dirt	11.0"	29.4"	92.4"	12-14"	14"	14.25"	1200, 1300, 1325, 1350, 1425, 1450, DRS1350	
36442	11.0/29.0-15 NRM	Rib Dirt	11.0"	29.4"	92.4"	12-14"	14"	14.25"	1600, DRS1600	
36451	29.0/11.0W-15 NRM	Rib Dirt	11.0"	29.4"	92.6"	12-14"	14"	14.75"	1200, 1300, 1325, 1350, 1425, 1450	
36452	11.0/29.0W-15 NRM	Rib Dirt	11.0"	29.4"	92.6"	12-14"	14"	14.75"	1600, D70	
36750	11.0/88.0-15 C1000	Large Crossblock	11.0"	28.25"	88.5"	12-14"	14"	16.0"	1200, 1300, 1350	
SOFT		FT200 STARS Soft TUSA Soft 1325	D21 1350 USA21	TUSA Med		M30S HTWD	FT400 USA55	WRS-2 D55 HTWD55	IMCA M60 H 500	FIRM
	1200	1300	1325	1425		1450		1600	D70	
		SOFT	Medium 100 M20 100 USA25	HTS 1350 DRS 1350	Medium 200		RC4	HTS 1600 DRS 1600	Hard	IMCA 500
		01		03				M40 400	35-W	

EASTERN MODIFIED / 358 / SPORTSMAN DIRT

ITEM NUMBER	TIRE SIZE	TREAD PATTERN	TREAD WIDTH	APPROX. DIA.	APPROX. CIRC.	RECOM. RIM WIDTH	MEASURED RIM WIDTH	SECTION WIDTH	COMPOUND COMPARISON SOFT TO FIRM
14131	11.0/82.0-15SH	Super Chain Link	10.5"	22.5"	80.5"	10-12"	10"	12.0"	D300, D400
14133	11.0/82.0-15	Super Chain Link	10.5"	26.0"	82.0"	10-12"	10"	12.0"	D300, D400
14135	11.0/87.0-15	Super Chain Link	11.0"	27.2"	85.5"	10-12"	12"	14.2"	M45
14143	11.0/90.0-15SH	Super Chain Link	11.0"	28.0"	88.5"	10-12"	12"	14.2"	M45, D50
14145	11.0/90.0-15	Super Chain Link	11.0"	29.0"	90.5"	10-13"	12"	14.5"	M45, D60
14151	13.0/82.0-15	Super Chain Link	13.0"	26.3"	82.0"	12-14"	12"	14.0"	D300, D400, D500
14176	13.0/87.0-15SH	Super Chain Link	13.0"	27.2"	85.5"	12-14"	14"	16.2"	D300
14177	13.0/87.0-15	Super Chain Link	13.0"	27.5"	86.0"	12-14"	14"	16.2"	D300, D400
14189	13.0/89.0-15	Super Chain Link	13.0"	28.0"	88.0"	12-14"	14"	16.2"	D300, D400
14224	13.0/92.0-15	Super Chain Link	13.0"	29.0"	91.5"	12-14"	14"	16.5"	D300, D400, D500
14229	13.0/92.0-15Tall	Super Chain Link	13.0"	29.5"	92.5"	12-14"	14"	16.5"	D300, D400, D500
SOFT		Soft D300	M45	Hard D400 D50	D60		Extra D500		FIRM



WING SPRINT DIRT

ITEM NUMBER	TIRE SIZE	TREAD PATTERN	TREAD WIDTH	APPROX. DIA.	APPROX. CIRC.	RECOM. RIM WIDTH	MEASURED RIM WIDTH	SECTION WIDTH	COMPOUND COMPARISON SOFT TO FIRM
31131	85.0/ 8.0-15	Super Chain Link	8.0"	27.0"	84.5"	8"	8"	10.5"	D10, D12
31132	85.0/ 8.0-15	Super Chain Link	8.0"	27.0"	85.0"	8"	8"	10.5"	D15, D20
31149	88.0/15.0-15	Large Checkerboard	15.0"	28.0"	88.0"	14-15"	15"	18.6"	RD12
31159	90.0/15.0-15	Large Checkerboard	15.0"	28.5"	90.0"	14-15"	15"	18.0"	D10, RD12, D12
31167	92.0/15.0-15	Large Checkerboard	15.0"	28.9"	91.5"	14-15"	15"	18.5"	RD12
31169	92.0/15.0-15	Large Checkerboard	15.0"	29.0"	92.0"	14-15"	15"	18.5"	D10, RD12, D12
31189	94.0/15.0-15	Large Checkerboard	15.0"	30.0"	94.0"	14-15"	15"	18.3"	RD12, D12
31191	94.0/15.0-15	Large Checkerboard	15.0"	29.7"	93.5"	14-15"	15"	18.3"	RD12, D12
31203	94.0/14.0-15	Large Checkerboard	15.0"	30.0"	94.5"	14"	14"	18.0"	D10
31208	96.0/15.0-15	Large Checkerboard	15.0"	30.5"	96.0"	14-15"	15"	18.7"	D12
31209	96.0/15.0-15	Large Checkerboard	15.0"	30.5"	96.0"	14-15"	15"	18.7"	RD12
31303	105.0/18.0-15	Large Checkerboard	18.0"	33.2"	105.0"	16-18"	18"	21.5"	RD12, D12, RD15, D15, RD20, D25
38020	8.0/27.5-15	Super Chain Link	8.0"	27.4"	86.0"	8"	8"	10.5"	RaceSaver
38133	90.0/14.0-15	Large Checkerboard	15.0"	28.5"	90.0"	14-15"	14"	18.0"	MED
38134	90.0/14.0-15	Large Checkerboard	15.0"	28.5"	90.0"	14-15"	14"	18.0"	*RaceSaver
38137	15.0/90.0-15	Large Checkerboard	15.0"	28.5"	90.0"	14-15"	15"	18.0"	H12
38143	92.0/14.0-15	Large Checkerboard	15.0"	29.0"	92.0"	14-15"	14"	18.0"	*RaceSaver, MED
38146	92.0/14.0-15	Large Checkerboard	15.0"	29.0"	92.0"	14-15"	14"	18.0"	RC1
38147	15.0/92.0-15	Large Checkerboard	15.0"	29.0"	92.0"	14-15"	15"	18.5"	H12, H15
38153	94.0/14.0-15	Large Checkerboard	15.0"	30.0"	94.0"	14-15"	14"	18.0"	*RaceSaver, MED
38156	94.0/14.0-15	Large Checkerboard	15.0"	30.0"	94.0"	14-15"	14"	18.0"	RC1
38157	15.0/94.0-15 SH	Large Checkerboard	15.0"	29.7"	93.5"	14-15"	15"	18.3"	H12
38159	15.0/94.0-15	Large Checkerboard	15.0"	30.0"	94.0"	14-15"	15"	18.3"	H12, H15
38162	96.0/14.0-15	Large Checkerboard	15.0"	30.5"	96.0"	14-15"	14"	18.5"	RC1, MED
38167	15.0/96.0-15	Large Checkerboard	15.0"	30.5"	96.0"	14-15"	15"	18.7"	H12, H15
38214	104.0/16.0-15	Race Saver	16.0"	33.1"	104.0"	16-18"	17"	19.8"	RaceSaver
38221	105.0/16.0-15	Large Checkerboard	16.0"	33.2"	105.0"	16-18"	17"	20.3"	H-R15, H15, H20
38222	105.0/16.0-15	Large Checkerboard	16.0"	33.1"	104.0"	16-18"	17"	20.3"	MED
38230	105.0/18.0-15	Large Checkerboard	18.0"	33.2"	105.0"	16-18"	18"	21.5"	HTC, HTW
38231	105.0/18.0-15	Large Checkerboard	18.0"	33.2"	105.0"	16-18"	18"	21.5"	Hard
38234	105.0/18.0-15	Large Checkerboard	18.0"	33.2"	105.0"	16-18"	18"	21.5"	W18

			RC1	HTC		HTW		MED (38222)	
SOFT	D10	RD12	D12	RD15	D15	D20	RD20	D25	FIRM
			H12	H-R15	H15	W18		DT3	HARD
			*RaceSaver			H20		RaceSaver	
						MED			

NON-WING SPRINT / SILVER CROWN SHORT TRACK DIRT

ITEM NUMBER	TIRE SIZE	TREAD PATTERN	TREAD WIDTH	APPROX. DIA.	APPROX. CIRC.	RECOM. RIM WIDTH	MEASURED RIM WIDTH	SECTION WIDTH	COMPOUND COMPARISON SOFT TO FIRM
31131	85.0/ 8.0-15	Super Chain Link	8.0"	27.0"	84.5"	8"	8"	10.5"	D10, D12, D20
31132	85.0/ 8.0-15	Super Chain Link	8.0"	27.0"	85.0"	8"	8"	10.5"	D15, D20
31183	92.0/14.0-15	Large Checkerboard	15.0"	29.0"	92.0"	14"	14"	18.0"	D10
31203	94.0/14.0-15	Large Checkerboard	15.0"	30.0"	94.0"	14"	14"	18.0"	D10, RD12
31225	96.0/14.0-15	Large Checkerboard	15.0"	30.5"	96.0"	14"	14"	18.5"	RD12
31227	96.0/14.0 W-15	Large Checkerboard	16.0"	30.5"	97.0"	15"	15"	19.0"	RD12
31237	98.0/14.0-15	Large Checkerboard	15.0"	31.5"	98.0"	14"	14"	18.5"	RD12
31239	98.0/14.0 W-15	Large Checkerboard	16.0"	31.5"	99.0"	15"	15"	19.0"	RD12, D12
31241	100.0/14.0 W-15	Large Checkerboard	16.0"	31.8"	100.0"	15"	15"	19.25"	RD12
31303	105.0/18.0-15 C-2055	Large Checkerboard	18.0"	33.2"	105.0"	16-18"	18"	21.5"	RD12, D12, RD15, D15, RD20, D25
38161	96.0/14.0-15	Large Checkerboard	15.0"	30.0"	96.0"	14"	14"	18.0"	SC12
38163	98.0/14.0-15	Large Checkerboard	15.0"	31.5"	98.0"	14"	14"	18.0"	SC12
38164	100.0/13.0-15	Large Checkerboard	15.0"	31.8"	100.0"	14"	14"	17.2"	SC12
38215	104.0/17.0-15	Checkerboard	17.0"	33.0"	103.5"	16-18"	18"	21.0"	DT3
38222	105.0/16.0-15	Large Checkerboard	16.0"	33.1"	104.0"	16-18"	17"	20.3"	MED

SOFT	D10	RD12	D12	D15	D20	RD20	D25	DT3	FIRM
			SC12				MED (38222)		

REFER TO INSIDE FRONT COVER FOR NO WARRANTY POLICY AND WARNINGS.

INDEPENDENT DEALERS MUST ESTABLISH THEIR OWN PRICES. FOR PRICING CONTACT YOUR NEAREST DISTRIBUTOR ON BACK OF CATALOG.

SILVER CROWN DIRT / MILE TRACKS

ITEM NUMBER	TIRE SIZE	TREAD PATTERN	TREAD WIDTH	APPROX. DIA.	APPROX. CIRC.	RECOM. RIM WIDTH	MEASURED RIM WIDTH	SECTION WIDTH	COMPOUND COMPARISON SOFT TO FIRM
DIRT ONLY									
31132	85.0/ 8.0-15	Super Chain Link	8.0"	27.0"	84.5"	8"	8"	10.5"	D20, F75
31256	103.0/14.0-15	Large Checkerboard	14.5"	32.1"	103.0"	14"	14"	18.5"	D50, F55
31303	105.0/18.0-15 C2055	Large Checkerboard	18.0"	33.2"	105.0"	16-18"	21.5"	21.5"	F85A, F95
SOFT									FIRM
			D20			D50	F55	F75	F85A F95

MIDGET DIRT / MINI SPRINT

ITEM NUMBER	TIRE SIZE	TREAD PATTERN	TREAD WIDTH	APPROX. DIA.	APPROX. CIRC.	RECOM. RIM WIDTH	MEASURED RIM WIDTH	SECTION WIDTH	COMPOUND COMPARISON SOFT TO FIRM
35112	68.0/ 7.0-13	Midget Front	7.0"	21.6"	68.0"	7-8"	7"	8.5"	D12, D15
35113	68.0/ 7.0-13	Midget Front	7.0"	21.8"	68.5"	7-8"	7"	8.5"	D15
35140	74.0/10.0-13	Small Crossblock	10.0"	23.7"	73-74"	8-10"	8"	11.7"	D10, D12, *USAC
35155	76.0/10.0-13	Small Crossblock	10.0"	24.2"	75-76"	8"	8"	12.0"	D10, RD12, D12, *USAC
35161	77.0/10.0-13	Small Crossblock	10.0"	24.5"	77.0"	8-10"	8"	12.0"	RD12, D12
35165	78.0/10.0-13	Small Crossblock	10.0"	24.8"	78.0"	8"	8"	12.0"	D10, RD12, D12, *USAC, D20
35172	80.0/10.0-13	Small Crossblock	10.0"	25.5"	79-80"	8"	8"	12.0"	D12, RD12, USAC
35234	82.0/12.0-13	Large Crossblock	12.0"	26.1"	82.0"	10-12"	10"	14.1"	RD12, SP2, SP3, SP4
35240	84.0/12.0-13	Midget Checkerboard	12.0"	26.7"	84.0"	10-12"	10"	14.1"	D10, RD12, RD15, D12, D15, RD20
SOFT									FIRM
		D10	RD12	D12 *USAC	RD15	D15 SP2	D20 USAC	RD20 SP3	SP4



REFER TO INSIDE FRONT COVER FOR NO WARRANTY POLICY AND WARNINGS.

INDEPENDENT DEALERS MUST ESTABLISH THEIR OWN PRICES. FOR PRICING CONTACT YOUR NEAREST DISTRIBUTOR ON BACK OF CATALOG.

MODIFIED MIDGET / MICRO SPRINT DIRT / JR. SPRINT

ITEM NUMBER	TIRE SIZE	TREAD PATTERN	TREAD WIDTH	APPROX. DIA.	APPROX. CIRC.	RECOM. RIM WIDTH	MEASURED RIM WIDTH	SECTION WIDTH	COMPOUND COMPARISON SOFT TO FIRM	
42050	57.0/ 6.0-10	Micro Front	5.8"	18.0"	57.0"	5-6"	5"	6.8"	D10, D12, D15, D20	
42100	57.0/ 6.5-10	Super Chain Link	7.0"	18.0"	57.0"	7"	7"	8.7"	D10, D12, D15, D20	
42110	58.0/ 7.0-10 CAB	Micro Front	8.0"	18.25"	58.0"	6-7"	6"	8.25"	D12, D15	
42124	59.0/ 8.0-10	Large Crossblock	8.5"	18.5"	58.5"	8"	8"	9.5"	D10, RD12, RD15	
42130	60.0/ 7.0-10	Super Chain Link	7.5"	19.0"	60.0"	7"	7"	9.0"	D12, D15, D20	
42164	61.0/ 8.0-10	Large Crossblock	8.2"	19.0"	60.5"	8"	8"	10.1"	RD12, RD15	
42168	61.0/10.0-10	Large Crossblock	10.2"	19.0"	60.5"	10"	10"	11.8"	RD12, RD15, D20	
42170	62.0/ 8.0-10	Large Crossblock	8.2"	19.7"	62.0"	8"	8"	10.1"	RD12, RD15	
42172	62.0/10.0-10	Large Crossblock	10.0"	19.7"	62.0"	10"	10"	11.9"	RD12, RD15	
42173	63.0/ 8.0-10	Large Crossblock	8.2"	19.0"	63.0"	8"	8"	10.1"	RD12, RD15	
42183	63.0/10.0-10	Large Crossblock	10.0"	20.0"	63.0"	10"	10"	12.0"	D10, RD12, RD15, RD20, D25	
42185	64.0/ 8.0-10	Large Crossblock	8.2"	20.2"	64.0"	8"	8"	10.6"	RD12, RD15	
42195	64.0/10.0-10	Large Crossblock	10.0"	20.2"	64.0"	10"	10"	12.5"	D10, RD12, RD15	
42225	65.0/10.0-10	Crossblock	10.0"	20.5"	65.0"	10"	10"	11.5"	D10, RD12, D12, RD15, RD20, D25	
42237	69.0/10.0-10	Crossblock	11.0"	22.0"	69.0"	10-12"	10"	12.5"	RD15, D25	
42239	69.0/10.0 W-10	Crossblock	12.5"	22.0"	69-70"	10-12"	11"	14.7"	RD12, D12, RD15, RD20, D20, D25, KS1, ASC2, POWRi	
42400	15.0/ 6.0-8	Treaded Kart Angle Block	6.0"	15.0"	49.0"	6"	6"	7.4"	D12, RD20	
42450	15.0/ 7.0-8	Small Crossblock	7.0"	15.0"	49.0"	6"	6"	7.5"	RD20	
42500	15.0/ 8.0-8	Small Crossblock	8.0"	15.0"	49.5"	7"	7"	8.5"	RD20	
42550	16.0/ 8.5-8	Small Crossblock	8.5"	16.0"	53.5"	9"	9"	10.5"	RD20	
SOFT										FIRM
	D10	RD12	D12	RD15	D15	RD20	D20	D25	POWRi ASCS2	
KS1										

DIRT OVAL KARTING

ITEM NUMBER	TIRE SIZE	TREAD PATTERN	TREAD WIDTH	APPROX. DIA.	APPROX. CIRC.	RECOM. RIM WIDTH	MEASURED RIM WIDTH	SECTION WIDTH	COMPOUND COMPARISON SOFT TO FIRM	
DIRT OVAL KART TIRES - Soft, Wet, Tacky Track										
11325	10.5 x 5.0-6	Slick	4.75"	10.5"	32.75"	6.5"	6.5"	6.63"	D10A, D20A, D30A	
11600	11.0 x 6.0-6	Slick	6.0"	11.0"	33.0"	8.25-8.5"	8.5"	8.5"	D10A, D20A, D30A	
11800	11.0 x 8.0-6	Slick Right Side	7.5"	11.0"	34.0"	10.0"	10.0"	10.13"	D10A, D20A, D30A	
DIRT OVAL KART TIRES - Intermediate/Transitioning Track Conditions										
15450	10.5 x 4.5-6	Slick	4.75"	10.5"	32.5"	6.5"	6.5"	6.6"	A40	
15500	10.5 x 5.0-6	Slick	4.75"	10.5"	32.75"	6.5"	6.5"	6.625"	A40	
15600	11.0 x 6.0-6	Slick	6.0"	11.0"	33.0"	8.25-8.5"	8.5"	8.5"	A40, FK	
15800	11.0 x 8.0-6	Slick Right Side	7.5"	11.0"	34.0"	10.0"	10.0"	10.125"	A40	
DIRT OVAL KART TIRES - Hard Track Conditions										
15456	10.5 x 4.5-6	Slick	4.75"	10.5"	32.5"	6.5"	6.5"	6.6"	FK	
15600	11.0 x 6.0-6	Slick	6.0"	11.0"	33.0"	8.25-8.5"	8.5"	8.5"	FK	
15910	11.0 x 9.0-6	Slick Right Side	9.0"	11.0"	33.0"	10.0"	10.0"	10.125"	FK	
SOFT										FIRM
	D10	D20A	D30A	A40	FK/FKSE					

TREADED KART

ITEM NUMBER	TIRE SIZE	TREAD PATTERN	TREAD WIDTH	APPROX. DIA.	APPROX. CIRC.	RECOM. RIM WIDTH	MEASURED RIM WIDTH	SECTION WIDTH	COMPOUND COMPARISON SOFT TO FIRM	
11850	11.5 x 8.0-6	Treaded Kart Crossblock	8.0"	11.0"	36.0"	9-10"	10.0"	9.5"	D10A, D20A, D30A, D50A	
11900	11.0 x 5.5-6	Treaded Kart Angle Block	5.5"	11.0"	34.5"	6-6.5"	6.0"	6.375"	D10A, D20A, D30A	
11920	11.0 x 6.5-6	Treaded Kart Angle Block	6.5"	11.0"	35.5"	6.5-8"	6.5"	7.125"	D10A, D20A, D30A	
11940	12.0 x 8.0-6	Treaded Kart Crossblock	8.0"	12.0"	37.5"	9-10"	10.0"	9.75"	D10A, D20A, D30A	
11941	12.0 x 8.0-6	Treaded Kart Crossblock	8.0"	12.0"	37.5"	9-10"	10.0"	9.75"	D50A	
11950	11.5 x 9.0-6	Treaded Kart Crossblock	9.0"	12.0"	37.0"	9-10"	10.0"	10.25"	D10A, D20A, D30A	
11960	12.0 x 9.0-6	Treaded Kart Crossblock	9.0"	12.0"	38.5"	9-10"	10.0"	10.25"	D10A, D20A, D30A	
11970	12.0 x 9.0-6	Treaded Kart Crossblock	9.0"	12.0"	38.5"	9-10"	10.0"	10.25"	D50A	
SOFT										FIRM
	D10	D20A	D30A					D50A		

REFER TO INSIDE FRONT COVER FOR NO WARRANTY POLICY AND WARNINGS. INDEPENDENT DEALERS MUST ESTABLISH THEIR OWN PRICES. FOR PRICING CONTACT YOUR NEAREST DISTRIBUTOR ON BACK OF CATALOG.

ASPHALT OVAL KARTING & 4-CYCLE SPRINT KARTING


ITEM NUMBER	TIRE SIZE	TREAD PATTERN	TREAD WIDTH	APPROX. DIA.	APPROX. CIRC.	RECOM. RIM WIDTH	MEASURED RIM WIDTH	SECTION WIDTH	COMPOUND COMPARISON SOFT TO FIRM
15450	10.5 x 4.5-6	Slick	4.375"	10.5"	33.0"	6-6.5"	6.0"	6.25"	A40
15500	10.5 x 5.0-6	Slick	4.50"	10.5"	33.125"	6-6.5"	6.0"	6.25"	A40
15656	11.0 x 6.5-6	Slick	6.25"	11.0"	34.75"	8-9"	8.5"	8.625"	A40
15600	11.0 x 6.0-6	Slick	6.0"	11.0"	33.0"	8.25-8.5"	8.5"	8.5"	A40, FK
15800	11.0 x 8.0-6	Slick	7.875"	11.0"	34.0"	10"	10.0"	9.75"	A40
SOFT									FIRM
						A40	FK		

ASPHALT QUARTER MIDGET

ITEM NUMBER	TIRE SIZE	TREAD PATTERN	TREAD WIDTH	APPROX. DIA.	APPROX. CIRC.	RECOM. RIM WIDTH	MEASURED RIM WIDTH	SECTION WIDTH	COMPOUND COMPARISON SOFT TO FIRM
15032	32.0/4.5-5	Slick	4.5"	10.25"	32.0"	5-6"	5.5"	5.5"	A35
15033	32.0/4.5-5 SH	Slick	4.5"	10.25"	31.5"	5-6"	5.5"	5.5"	A35
15042	32.0/4.5-5	Slick	4.5"	10.25"	32.0"	5-6"	5.5"	5.5"	R50
USAC / QMA .25 MIDGET		POSITION							
15325	33.0/5.0-6 NY1	Right Front	4.5"	10.5"	33.125"	6-6.5"	6.0"	6.25"	A35
15650	34.5/6.5-6 NY1	Right Rear	6.0"	11.0"	34.50"	8-8.5"	8.5"	8.25"	A35
SOFT									FIRM
			D10	D20A	D30	RD40	A35 R50		

DIRT QUARTER MIDGET

ITEM NUMBER	TIRE SIZE	TREAD PATTERN	TREAD WIDTH	APPROX. DIA.	APPROX. CIRC.	RECOM. RIM WIDTH	MEASURED RIM WIDTH	SECTION WIDTH	COMPOUND COMPARISON SOFT TO FIRM
11031	31.0/4.5-5	Slick	4.5"	10.0"	31.0"	5-6"	5.5"	5.5"	D10, D20A, RD40
11032	32.0/4.5-5	Slick	4.5"	10.25"	32.0"	5-6"	5.5"	5.5"	D10, D20A, RD40
11033	32.0/4.5-5 SH	Slick	4.5"	10.25"	31.5"	5-6"	5.5"	5.5"	D20A
11325	10.5 x 5.0-6	Slick	4.5"	10.5"	33.125"	6-6.5"	6.0"	6.25"	D20A
11650	11.5 x 6.5-6	Slick	6.25"	11.5"	34.5"	8-8.5"	8.5"	8.25"	D20A
USAC .25 MIDGET		POSITION							
11175	33.0/5.0-6	Right Front	4.5"	10.5"	33.125	6-6.5"	6.0"	6.25"	D10, D30
11225	34.5/6.5-6	Right Rear	6.25"	11.0"	34.5"	8-8.5"	8.5"	8.25"	D10, D30
SOFT									FIRM
			D10	D20A	D30	RD40			



REFER TO INSIDE FRONT COVER FOR NO WARRANTY POLICY AND WARNINGS.

INDEPENDENT DEALERS MUST ESTABLISH THEIR OWN PRICES. FOR PRICING CONTACT YOUR NEAREST DISTRIBUTOR ON BACK OF CATALOG.

SPRINT / SOLO KART

ITEM NUMBER	TIRE SIZE	TREAD PATTERN	TREAD WIDTH	APPROX. DIA.	APPROX. CIRC.	RECOM. RIM WIDTH	MEASURED RIM WIDTH	SECTION WIDTH	COMPOUND COMPARISON SOFT TO FIRM	
22149	4.5/10.0-5	Slick	4.25"	10.0"	32.0"	5.0"	5.0"	5.5"	R55	
22150	4.5/10.0-5	Slick	4.25"	10.0"	32.0"	5.0-5.5"	5.0"	5.5"	R60A, R60B	
22250	6.0/11.0-5	Slick	5.5"	11.0"	34.0"	7.0-7.25"	7.0"	7.25"	R60A	
22368	7.1/11.0-5	Slick	6.375"	11.0"	34.0"	8.0-8.25"	8.25"	8.5"	R55	
22371	7.1/11.0-5	Slick	6.375"	11.0"	34.0"	8.0-8.25"	8.25"	8.5"	R60A, R60B	
22405	4.5/10.0-5	Rain Front	4.25"	10.0"	32.25"	4.75"	4.75"	5.25"	WET	
22435	6.0/11.0-5	Rain Rear	5.5"	11.0"	34.5"	6.75"	6.75"	7.25"	WET	
SOFT									FIRM	
WET				R55	R60A	R60B				

4-CYCLE SPRINT KARTING - 5" TIRE OPTIONS

ITEM NUMBER	TIRE SIZE	TREAD PATTERN	TREAD WIDTH	APPROX. DIA.	APPROX. CIRC.	RECOM. RIM WIDTH	MEASURED RIM WIDTH	SECTION WIDTH	COMPOUND COMPARISON SOFT TO FIRM	
22150	4.5/10.0-5	Slick	4.25"	10.0"	32.0"	5.0-5.5"	5.0"	5.5"	R60A	
22155	4.5/10.0-5	Slick	4.5"	10.0"	32.75"	5.0-5.5"	5.0"	5.75"	R70	
22250	6.0/11.0-5	Slick	5.5"	11.0"	34.0"	7.0-7.25"	7.0"	7.25"	R60A	
22260	6.0/11.0-5	Slick	5.5"	11.0"	34.0"	7.0-7.25"	7.0"	7.25"	R70	
22365	7.1/11.0-5	Slick	6.375"	11.0"	34.0"	8.0-8.25"	8.25"	8.5"	R70	
SOFT									FIRM	
				R60A			R70			

SUPER KART

ITEM NUMBER	TIRE SIZE	TREAD PATTERN	TREAD WIDTH	APPROX. DIA.	APPROX. CIRC.	RECOM. RIM WIDTH	MEASURED RIM WIDTH	SECTION WIDTH	COMPOUND COMPARISON SOFT TO FIRM
22500	5.0/10.5-6 CIK	Slick	4.5"	10.5"	33.75" (857mm)	5.0-6.0"	5.0"	5.75"	R60B
22505	5.0/10.5-6 CIK WET	Rain-Front	4.5"	10.5"	33.75" (857mm)	5.0"	5.0"	5.75"	WET
22710	7.1/11.5-6 CIK WET	Rain-Rear	6.75"	11.5"	35.875" (911mm)	8.0"	8.0"	8.25"	WET
22800	8.0/11.5-6 CIK	Slick	7.0"	11.5"	35.875" (911mm)	8.0-9.0"	8.0"	8.25"	R60B
SOFT									FIRM
WET					R60B				

ENDURO & ROAD RACE KART

ITEM NUMBER	TIRE SIZE	TREAD PATTERN	TREAD WIDTH	APPROX. DIA.	APPROX. CIRC.	RECOM. RIM WIDTH	MEASURED RIM WIDTH	SECTION WIDTH	COMPOUND COMPARISON SOFT TO FIRM
22150	4.5/10.0-5	Slick	4.25"	10.0"	32.0"	5.0"	5.0"	5.5"	R60A, R60B
22250	6.0/11.0-5	Slick	5.5"	11.0"	34.0"	7.0-7.25"	7.0"	7.25"	R60A
22371	7.1/11.0-5	Slick	6.375"	11.0"	34.0"	8.0-8.25"	8.25"	8.5"	R60A, R60B
22460	4.6/10.5-6	Slick	4.375"	10.5"	33.0"	5.0-6.0"	5.0"	5.5"	R60B, R60
22550	5.5/11.0-6	Slick	5.125"	11.0"	35.0"	4.75-6.0"	4.75"	5.5"	R60B
SOFT									FIRM
WET					R60A	R60B		R60	

POWER SPORTS

MOTOCROSS

ITEM NUMBER	TIRE SIZE	TREAD PATTERN	TREAD WIDTH	APPROX. DIA.	APPROX. CIRC.	RECOM. RIM WIDTH	MEASURED RIM WIDTH	SECTION WIDTH	COMPOUND COMPARISON SOFT TO FIRM
7190	110/90-19		5.0"		85.25"	1.85-2.15"		5.0"	IMX20
7200	120/80-19		6.5"		85.25"	1.85-2.15"		6.5"	IMX20

REFER TO INSIDE FRONT COVER FOR NO WARRANTY POLICY AND WARNINGS. INDEPENDENT DEALERS MUST ESTABLISH THEIR OWN PRICES. FOR PRICING CONTACT YOUR NEAREST DISTRIBUTOR ON BACK OF CATALOG.

ATV

ITEM NUMBER	TIRE SIZE	TREAD PATTERN	TREAD WIDTH	APPROX. DIA.	APPROX. CIRC.	RECOM. RIM WIDTH	MEASURED RIM WIDTH	SECTION WIDTH	COMPOUND COMPARISON SOFT TO FIRM	APPLICATION
11940	12.0 x 8.0-6	Treaded Kart Crossblock	8.0"	12.0"	38.0"	9-10"	10"	9.75"	D10A, D20A, D30A	Youth ATV Rear
11960	12.0 x 9.0-6	Treaded Kart Crossblock	9.0"	12.0"	39.0"	9-10"	10"	10.25"	D10A, D20A, D30A	Youth ATV Rear
16050	16.0 x 8.5-8	Small Crossblock	8.5"	16.0"	53.5"	8-9"	9"	10.5"	T30	3 Wheeler
16110	18.0 x 11.0-10	Wide Tri-Trac	10.0"	18.0"	57.0"	10"	10"	11.0"	T10, T20	FLAT TRACK & TT
16115	18.0 x 10.0-10	Tri-Trac	9.0"	18.0"	57.0"	9-10"	9"	10.5"	RD20, RD30	FLAT TRACK & TT
16130	18.5 x 6.0-10	Tri-Trac Front	6.0"	18.5"	59.0"	5"	5"	7.5"	T10	FLAT TRACK & TT
16250	18.0 x 5.5-10	ATV Front	5.5"	18.0"	57-58"	5"	5"	6.6"	D10, D12, RD20, RD30	FLAT TRACK & TT
16275	18.5 x 8.0-10	Large Crossblock	8.5"	18.5"	59.0"	8"	8"	9.5"	D12	FLAT TRACK & TT
16285	18.5 x 9.0-10	Large Crossblock	9.0"	18.5"	60-61"	8-10"	8"	10.0"	RD30	FLAT TRACK & TT
16295	18.5 x 9.0-10 C4000	Large Crossblock	9.0"	18.5"	60-61"	8-10"	8"	10.0"	RD12, RD15, RD20, RD30	FLAT TRACK & TT
16300	18.0 x 10.0-10	Large Crossblock	10.0"	18.0"	58.0"	9-10"	10"	11.0"	D12, RD12, RD15, RD20, RD30	FLAT TRACK & TT
16325	18.5 x 10.0-10	Large Crossblock	10.0"	18.5"	59.0"	10"	10"	10.9"	D10, RD12, RD15	FLAT TRACK & TT
16600	20.5 x 6.0-10	MX Front	5.0"	20.5"	63.25"	5"	5"	6.5"	MX150	MX Front
16700	18.0 x 10.0-8	MX Rear	8.5"	18.0"	56.5"	8"	8"	9.625"	MX100, MX150, MX200	MX Rear
16800	21.0 x 7.0-10	MX Mud Front	6.0"	21.0"	57.5"	5"	5"	6.25"	XC200	MX Mud Front
16900	20.0 x 11.0-9	MX Mud Rear	9.75"	20.0"	62.5"	8"	8"	10.75"	XC200	MX Mud Rear
42400	15.0/ 6.0-8	ATV Front	6.0"	15.0"	49.0"	6"	6"	7.4"	D12, RD20	FLAT TRACK & TT
42450	15.0/ 7.0-8	Small Crossblock	7.0"	15.0"	49.0"	6"	6"	7.5"	RD20	FLAT TRACK & TT
42500	15.0/ 8.0-8	Small Crossblock	8.0"	15.0"	49.5"	7"	7"	8.5"	RD20	FLAT TRACK & TT
42550	16.0/ 8.5-8	Small Crossblock	8.5"	16.0"	53.5"	9"	9"	10.5"	RD20	FLAT TRACK & TT

D10	RD12	D12	RD15	RD20	RD30	MX100	MX150	T30
SOFT							XC200	FIRM
D10A		T10		T20				D30A
		D20A						

WARNING: Not For recreational use. Hoosier ATV Tires are designed and manufactured for racing purpose only. Within a Closed course for organized competitions. The prohibited use of Hoosier Racing tires on public roadways may result in loss of traction, unexpected loss of traction, unexpected loss of vehicle control, or sudden loss of tire pressure, resulting in a vehicle crash and possible **SERIOUS PERSONAL INJURY OR DEATH.**



REFER TO INSIDE FRONT COVER FOR NO WARRANTY POLICY AND WARNINGS.

INDEPENDENT DEALERS MUST ESTABLISH THEIR OWN PRICES. FOR PRICING CONTACT YOUR NEAREST DISTRIBUTOR ON BACK OF CATALOG.

DRAG RACING

ITEM NUMBER	TIRE SIZE	TREAD PATTERN	TREAD WIDTH	APPROX. DIA.	APPROX. CIRC.	RECOM. RIM WIDTH	MEASURED RIM WIDTH	SECTION WIDTH	COMPOUND COMPARISON SOFT TO FIRM	TUBE ID
DRAG FRONT										
18085	23.0/ 5.0-15	Drag Front	4.8"	23.0"	72.0"	3.5-4.0"	3.5"	5.5"	Drag Front	
18095	24.0/ 5.0-15	Drag Front	4.8"	23.8"	75.0"	3.5-4.0"	3.5"	5.8"	Drag Front	
18100	25.0/ 4.5-15 PRO	Drag Front	4.5"	25.0"	78.0"	3.5-4.0"	3.5"	5.75"	Drag Front	
18102	25.0/ 5.0-15	Drag Front	4.8"	24.8"	77.9"	3.5-4.0"	3.5"	6.3"	Drag Front	
18105	26.0/ 4.5-15	Drag Front	4.3"	25.8"	81.0"	3.5-4.0"	3.5"	6.0"	Drag Front	
18106	27.0/ 4.5-15	Drag Front	4.5"	27.0"	85.0"	3.5-4.0"	4.0"	6.8"	Drag Front	
18107	28.0/ 4.5-15	Drag Front	4.5"	27.7"	87.0"	3.5-4.0"	4.0"	7.5"	Drag Front	
18108	22.0/ 2.5-17	Dragster Front	1.5"	22.0"	69.0"	2.5"	2.5"	2.7"	Dragster Front	
18109	27.5/ 4.5-17	Drag Front	4.8"	27.6"	86.5"	3.5-4.5"	4.5"	7.5"	Drag Front	
DRIVE TIRES - SLICKS										
18060	24.5/ 8.0-13	Drag Slick	7.8"	24.3"	76.0"	6-8"	7"	9.0"	D06	A
18110	26.0/ 8.0-15	Drag Slick	8.0"	26.1"	82.0"	7-8"	8"	9.7"	D06	A
18115	26.0/ 8.5-15*	Drag Slick	9.0"	26.1"	82.0"	7-8"	8"	10.3"	C11	A
18120	26.0/ 9.0-15	Drag Slick	9.0"	26.1"	82.0"	7-8"	8"	10.5"	D06	A
18131	26.0/10.0-15	Drag Slick	10.0"	26.2"	82.0"	8-10"	9"	11.0"	D06	A
18140	28.0/ 9.0-15	Drag Slick	9.0"	28.0"	88.0"	8-10"	8"	11.1"	D06	A
18150	28.0/10.0-15	Drag Slick	10.0"	28.0"	88.0"	8-10"	8"	11.3"	D06	A
18153	28.0/10.0-16	Drag Slick	10.0"	28.0"	88.0"	8-10"	10"	12.0"	C07	A
18155	28.0/10.5-15*	Drag Slick	10.2"	28.0"	88.0"	8-10"	10"	12.3"	C07	A
18156	28.0/10.5-15 W*	Drag Slick	10.9"	28.0"	88.0"	10-12"	10"	13.1"	C07	A
18157	28.0/10.0-17	Drag Slick	9.5"	28.0"	88.0"	8-10"	8"	10.3"	D06	
18160	29.0/ 9.0-15	Drag Slick	9.0"	29.1"	91.5"	8-10"	8"	11.3"	D06, D07	B
18170	29.0/10.0-15	Drag Slick	10.0"	29.1"	91.5"	8-10"	8"	11.9"	D06	B
18175	29.0/10.5-15 W*	Drag Slick	11.0"	29.3"	92.0"	8-10"	10"	13.0"	D06	B
18180	29.0/11.0-15	Drag Slick	11.0"	29.3"	92.0"	8-10"	10"	13.2"	D06	B
18190	29.0/12.0-15	Drag Slick	12.0"	29.3"	92.0"	10-12"	10"	13.7"	D06	B
18192	29.5/10.5-15	Drag Slick	11.1"	30.6"	96.0"	10-12"	10"	13.2"	D06	B
18195	29.5/11.5-15 W*	Drag Slick	13.5"	30.6"	96.0"	12-14"	12"	15.0"	D06	B
18197	29.5/ 9.0R-15 Radial***	Drag Slick	9.0"	29.5"	92.5"	8-10"	8"	11.0"	C06	
18198	29.5/10.5R-15 Radial***	Drag Slick	10.5"	29.9"	94.0"	8-10"	10"	12.5"	C06	
18200	30.0/ 9.0-15	Drag Slick	9.0"	30.0"	94.0"	8-10"	8"	11.5"	D05, D07	B
18205	30.0/10.5-15	Drag Slick	10.5"	30.0"	94.0"	8-10"	10"	13.3"	D05	B
18209	30.0/ 9.0R-15 Radial***	Drag Slick	9.0"	29.5"	92.5"	8-10"	8"	11.0"	C06	
18210	30.0/ 9.0R-15 Radial	Drag Slick	9.0"	29.5"	92.5"	8-10"	8"	11.0"	C07	
18211	9.0/30.0R-15 Radial	Drag Slick	9.0"	29.9"	94.0"	8-10"	8"	11.0"	C07	
18212	9.0/30.0R-15 Radial***	Drag Slick	9.0"	29.9"	94.0"	8-10"	8"	11.0"	C06	
18214	30.0/10.5R-15 Radial***	Drag Slick	10.5"	29.5"	92.5"	9-10"	10"	12.5"	C06	
18215	30.0/10.5R-15 Radial	Drag Slick	10.5"	29.5"	92.5"	9-10"	10"	12.5"	C07	
18216	10.5/30.0R-15 Radial***	Drag Slick	10.5"	29.9"	94.0"	9-10"	10"	12.5"	C06	
18220	30.5/10.5-15	Drag Slick	10.5"	30.5"	97.0"	10-12"	12"	14.5"	C07	B
18235	31.5/12.5-15 W*	Drag Slick	13.5"	31.7"	99.5"	12-14"	14"	17.0"	D05	B
18237	13.5/31.5-15 L***	Drag Slick	13.5"	31.7"	99.5"	12-14"	14"	17.2"	C07	B
18239	31.5/13.5R-15 Radial	Drag Slick	13.5"	31.8"	99.7"	14-15"	14"	16.3"	C06	
18240	31.0/14.0-15	Drag Slick	14.0"	31.2"	98.0"	12-14"	12"	16.5"	D05	C
18242	32.0/12.0-15	Drag Slick	12.2"	32.0"	101.0"	10-12"	12"	16.0"	D05	C
18243	32.0/13.0-15	Drag Slick	13.2"	32.0"	101.0"	12-13"	12"	16.5"	D05	C
18245	32.0/13.5-15 W*	Drag Slick	14.0"	32.3"	102.0"	12-14"	14"	17.5"	D05	C
18247	32.0/13.5R-15 Radial	Drag Slick	13.5"	32.2"	101.5"	14-15"	14"	16.8"	C06	
18250	32.0/14.0-15	Drag Slick	14.0"	32.3"	102.0"	12-14"	14"	17.5"	D05	C
18255	14.0/32.0-15 L***	Drag Slick	14.0"	32.3"	102.0"	12-14"	14"	17.5"	C07	C
18260	32.0/14.5-15 W*	Drag Slick	15.0"	32.6"	102.5"	14-15"	14"	18.0"	D05	C
18265	14.5/32.0-15 L***	Drag Slick	15.0"	32.3"	102.0"	14-15"	14"	18.0"	C07	C
18300	32.5/16.5-15*	Drag Slick	16.7"	32.3"	101.5"	15-16"	15"	19.5"	C07	C
18332	33.0/10.5-15 Outlaw	Drag Slick	10.8"	33.0"	104.0"	10-12"	12"	15.5"	C11	C
18350	33.0/12.0-15	Drag Slick	12.2"	33.0"	102.0"	10-12"	10"	15.3"	C09	C
18355	33.0/13.0-15	Drag Slick	13.2"	33.0"	102.0"	12-13"	12"	16.7"	C06	C
18367	14.5/33.0-15 L***	Drag Slick	14.5"	33.0"	104.0"	14-16"	14"	17.8"	C07	C
18370	33.0/15.0-15*	Drag Slick	15.0"	33.0"	104.0"	14-15"	14"	18.3"	D05	C
18400	33.0/16.0-15*	Drag Slick	17.0"	33.0"	104.0"	15-16"	15"	19.8"	D05, D06, C07	C

REFER TO INSIDE FRONT COVER FOR NO WARRANTY POLICY AND WARNINGS.

INDEPENDENT DEALERS MUST ESTABLISH THEIR OWN PRICES. FOR PRICING CONTACT YOUR NEAREST DISTRIBUTOR ON BACK OF CATALOG.

DRAG RACING CONTINUED

ITEM NUMBER	TIRE SIZE	TREAD PATTERN	TREAD WIDTH	APPROX. DIA.	APPROX. CIRC.	RECOM. RIM WIDTH	MEASURED RIM WIDTH	SECTION WIDTH	COMPOUND COMPARISON SOFT TO FIRM	TUBE ID
DRIVE TIRES - SLICKS CONT.										
18450	33.0/16.5-15 S**	Drag Slick	17.0"	33.0"	104.0"	15-16"	15"	19.8"	D06, C07	C
18500	33.0/17.0-16*	Drag Slick	17.0"	33.0"	104.0"	15-16"	15"	19.8"	C07	C
18600	33.5/16.0-15*	Drag Slick	17.0"	33.6"	106.0"	15-16"	15"	19.5"	C07	C
18650	33.5/17.0-16*	Drag Slick	17.0"	33.6"	106.0"	15-16"	16"	19.5"	C07	C
18700	33.5/17.0-16	Drag Slick	17.0"	33.6"	106.0"	15-16"	16"	20.3"	C06	A*
18760	14.0/35.0-16	Drag Slick	14.0"	35.0"	110.0"	15-16"	16"	19.2"	BR3	
18765	15.0/35.0-16	Drag Slick	15.0"	35.0"	110.0"	15-16"	16"	19.5"	TD3, TD7	
18770	15.0/34.5-16	Drag Slick	15.0"	35.0"	110.0"	15-16"	16"	19.5"	C1500	
18771	15.0/34.0-16	Drag Slick	15.0"	34.0"	109.0"	15-16"	16"	19.5"	BR1	
18780	17.0/34.5-16	Drag Slick	17.0"	35.0"	110.0"	15-16"	16"	20.0"	C2055	A*
18790	34.5/17.0-16	Drag Slick	17.0"	35.0"	110.0"	15-16"	16"	21.0"	C2055	A*
18910	17.0/36.0-16	Drag Slick	17.0"	36.2"	112.5"	15-16"	16"	20.5"	C2055	A*

*STIFF SIDEWALL

**SOFT SIDEWALL

***LIGHTWEIGHT

SOFT	JR1	JR3	BRACKET	C06	BR3	C07	C11	C1500	Drag Front	FIRM
D05			D06	BR1	TD3	C09	TD7	D07	C2055	

DRAG BRACKET RADIAL

ITEM NUMBER	TIRE SIZE	TREAD PATTERN	TREAD WIDTH	APPROX. DIA.	APPROX. CIRC.	RECOM. RIM WIDTH	MEASURED RIM WIDTH	SECTION WIDTH	COMPOUND
18820DBR	28.0/ 10.5 R15	Drag Slick	10.5"	28.0"	88.5"	10.0"	10.0"	12.75"	COMPOUND

JR DRAGSTER

ITEM NUMBER	TIRE SIZE	TREAD PATTERN	TREAD WIDTH	APPROX. DIA.	APPROX. CIRC.	RECOM. RIM WIDTH	MEASURED RIM WIDTH	SECTION WIDTH	COMPOUND COMPARISON SOFT TO FIRM
18010	16.0/ 1.5-12	Jr. Front	1.0"	16.0"	50.0"	1.0-1.5"	1.5"	1.75"	TUBE REQUIRED
18030	18.0/ 8.0-8	Drag Slick	7.7"	17.7"	55.0"	7-8"	8"	9.9"	JR3
18035	18.0/ 9.0-8	Drag Slick	8.5"	17.7"	55.5"	8-9"	8"	10.25"	JR1
18040	18.0/10.0-8	Drag Slick	9.5"	17.7"	55.0"	8-10"	8"	10.6"	JR3

*Tube required **Summit JRC-654-431 or JEGS 574-654-438



REFER TO INSIDE FRONT COVER FOR NO WARRANTY POLICY AND WARNINGS.

INDEPENDENT DEALERS MUST ESTABLISH THEIR OWN PRICES. FOR PRICING CONTACT YOUR NEAREST DISTRIBUTOR ON BACK OF CATALOG.

D.O.T. DRAG - RADIALS

ITEM NUMBER	TIRE SIZE	TREAD PATTERN	TREAD WIDTH	APPROX. DIA.	APPROX. CIRC.	RECOM. RIM WIDTH	MEASURED RIM WIDTH	SECTION WIDTH	COMPOUND COMPARISON SOFT TO FIRM
17310DR2	P225/50R15	DR2	8.5"	23.9"	75.2"	7-9"	7"	9.5"	DR2
17313DR2	P295/55R15	DR2	11.0"	27.6"	86.7"	8-10"	9.5"	12.5"	DR2
17314DR2	P235/60R15	DR2	8.4"	26.2"	82.3"	7-9"	7"	10.0"	DR2
17315DR2	P275/50R15	DR2	9.5"	25.6"	80.5"	8-10"	8.5"	10.8"	DR2
17316DR2	P295/65R15	DR2	10.0"	30.0"	94.5"	8-10"	8.5"	12.0"	DR2
17317	P275/60R15	DOT	9.8"	27.7"	87.0"	8-10"	8"	11.5"	
17318DR2	P325/50R15	DR2	11.75"	27.7"	87.0"	9-11"	10"	13.5"	DR2
17319DR2	P315/60R15	DR2	11.2"	29.8"	94.0"	9-11"	10"	12.5"	DR2
17320DR2	P225/50R16	DR2	8.4"	24.9"	78.2"	7-9"	7"	9.3"	DR2
17325DR2	P255/50R16	DR2	9.3"	26.1"	82.0"	8-10"	8"	10.7"	DR2
17326DR2	P295/50R16	DR2	10.5"	27.7"	87.0"	8-10"	9"	12.7"	DR2
17327DR2	P225/45R17	DR2	8.3"	24.9"	78.3"	7-8.5"	8"	9.7"	DR2
17328DR2	P245/45R17	DR2	9.2"	26.0"	81.7"	7.5-9"	8"	10.0"	DR2
17330DR2	P275/40R17	DR2	10.0"	25.8"	81.0"	9-11"	10"	11.0"	DR2
17332DR2	P315/35R17	DR2	11.5"	25.9"	81.3"	9-11"	11"	12.6"	DR2
17335DR2	P335/35R17	DR2	12.0"	25.9"	81.3"	11-13"	12"	13.5"	DR2
17340DR2	P245/40R18	DR2	8.8"	26.0"	81.5"	7-9"	9"	10.3"	DR2
17342DR2	P315/30R18	DR2	11.0"	26.0"	81.5"	11-12"	11"	12.5"	DR2
17343DR2	P325/45R18	DR2	10.6"	30.2"	94.3"	10-12"	11"	13.1"	DR2
17345DR2	P335/30R18	DR2	12.2"	25.9"	81.3"	12-13"	12"	13.4"	DR2
17375DR2	P275/60R15	DR2	10.0"	28.0"	88.8"	8-10"	10"	11.7"	DR2

WARNING: DOT labeled Hoosier Racing Tires meet Department of Transportation requirements for making and performance only and are **NOT INTENDED FOR HIGHWAY USE**. It is unsafe to operate any Hoosier Racing Tire including DOT tires on public roads. The prohibited use of Hoosier Racing tires on public roadways may result in loss of traction, unexpected loss of vehicle control, or sudden loss of tire pressure, resulting in a vehicle crash and possible **SERIOUS PERSONAL INJURY OR DEATH**.

QUICK TIME PRO D.O.T.

ITEM NUMBER	TIRE SIZE	TREAD PATTERN	TREAD WIDTH	APPROX. DIA.	APPROX. CIRC.	RECOM. RIM WIDTH	MEASURED RIM WIDTH	SECTION WIDTH	TUBE ID	
17411	26 x 9.50-14 LT	Quick Time Pro	8.0"	26.1"	82.0"	6-8"	8"	10.0"	A	
17415	26 x 9.50-15 LT	Quick Time Pro	8.0"	26.1"	82.0"	6-8"	8"	10.0"	A	
17421	26 x 11.50-15 LT	Quick Time Pro	10.0"	26.1"	82.0"	8-10"	8"	10.8"	A	
17431	26 x 9.50-16 LT	Quick Time Pro	8.0"	26.1"	82.0"	6-8"	8"	9.3"	A	
17500	27 x 10.50-15 LT	Quick Time Pro	9.0"	27.1"	85.0"	8-10"	8"	10.5"	A	
17510	27 x 11.50-15 LT	Quick Time Pro	10.0"	27.1"	85.0"	8-10"	8"	11.3"	A	
17601	28 x 11.50-15 LT	Quick Time Pro	10.0"	27.9"	87.5"	8-10"	8"	11.2"	A	
17603	28 x 11.50-16 LT	Quick Time Pro	10.0"	27.9"	87.5"	8-10"	8"	11.8"	A	
17606	28 x 13.50-15 LT	Quick Time Pro	11.0"	27.8"	87.3"	10-12"	10"	12.8"	A	
17611	28 x 14.50-15 LT	Quick Time Pro	12.0"	27.7"	87.0"	10-12"	10"	13.3"	A	
17651	28 x 14.50-16 LT	Quick Time Pro	11.6"	27.9"	87.5"	10-12"	10"	12.8"	A	
17700	29 x 11.50-15 LT	Quick Time Pro	10.0"	29.0"	91.0"	8-10"	10"	12.8"	B	
17705	29 x 13.50-15 LT	Quick Time Pro	11.0"	29.0"	91.0"	10-12"	10"	13.3"	B	
17710	29 x 14.50-15 LT	Quick Time Pro	12.0"	29.2"	91.8"	10-12"	10"	13.8"	B	
17790	31 x 13.50-15 LT	Quick Time Pro	11.0"	30.6"	96.0"	10-12"	10"	14.3"	C	
17800	31 x 16.50-15 LT	Quick Time Pro	13.1"	30.9"	97.0"	12-14"	12"	15.8"	C	
17810	31 x 18.50-15 LT	Quick Time Pro	15.0"	30.9"	97.0"	14-15"	14"	17.8"	C	
17900	33 x 18.50-15 LT	Quick Time Pro	15.0"	33.0"	103.5"	14-15"	14"	18.5"	C	
17910	33 x 22.50-15 LT	Quick Time Pro	17.0"	33.4"	105.0"	15-16"	15"	19.3"	C	
SOFT		Quick Time							FIRM	
Quick Time Pro								Quick Time Front		

WARNING: DOT labeled Hoosier Racing Tires meet Department of Transportation requirements for making and performance only and are **NOT INTENDED FOR HIGHWAY USE**. It is unsafe to operate any Hoosier Racing Tire including DOT tires on public roads. The prohibited use of Hoosier Racing tires on public roadways may result in loss of traction, unexpected loss of vehicle control, or sudden loss of tire pressure, resulting in a vehicle crash and possible **SERIOUS PERSONAL INJURY OR DEATH**.

QUICK TIME D.O.T.

ITEM NUMBER	TIRE SIZE	TREAD PATTERN	TREAD WIDTH	APPROX. DIA.	APPROX. CIRC.	RECOM. RIM WIDTH	MEASURED RIM WIDTH	SECTION WIDTH	TUBE ID
17010	P175/70D-15	Super Chain Link	5.6"	24.5"	77.0"	5-6"	5"	7.0"	A
17030	P275/55D-14	Super Chain Link	8.5"	25.8"	81.0"	6-8"	8"	11.0"	A
17050	P245/60D-15	Super Chain Link	8.0"	26.2"	82.3"	6-8"	8"	11.3"	A
17100	P275/50D-15	Super Chain Link	10.0"	25.8"	81.0"	8-10"	8"	11.0"	A
17110	P275-60D-15	Super Chain Link	9.0"	27.3"	85.8"	8-10"	8"	11.3"	A
17120	P295/50D-15	Super Chain Link	10.0"	27.3"	85.8"	8-10"	8"	12.3"	B
17125	P295/60D-15	Super Chain Link	10.0"	29.6"	93.0"	8-10"	8"	12.0"	A
17130	P325/50D-15	Super Chain Link	10.5"	28.1"	88.3"	8-10"	8"	12.5"	A
17140	31 x 16.50-15 LT	Super Chain Link	14.0"	30.7"	96.5"	12-14"	14"	17.8"	B
17150	31 x 18.50-15 LT	Super Chain Link	15.0"	31.1"	97.5"	14-15"	14"	18.0"	C
17210	33 x 22.50-15 LT	Super Chain Link	17.0"	33.0"	103.5"	15-16"	15"	20.5"	C

WARNING: DOT labeled Hoosier Racing Tires meet Department of Transportation requirements for making and performance only and are **NOT INTENDED FOR HIGHWAY USE**. It is unsafe to operate any Hoosier Racing Tire including DOT tires on public roads. The prohibited use of Hoosier Racing tires on public roadways may result in loss of traction, unexpected loss of vehicle control, or sudden loss of tire pressure, resulting in a vehicle crash and possible **SERIOUS PERSONAL INJURY OR DEATH**.

RACING TUBES & LINER

ITEM NUMBER	TUBE SIZE		TUBE ID
288088-15	80/ 88-15 TUBE	WILL FIT 80" TO 88" CIRC.	A
2886100-15	86/100-15 TUBE	WILL FIT 86" TO 100" CIRC.	B
2894106-15	94/106-15 TUBE	WILL FIT 94" TO 106" CIRC.	C
32400	75/16.0-16 LINER	FOR USE WITH ITEM NUMBERS 18780, 18790, 18900 & 18910	A*

PRO STREET D.O.T. - RADIALS

ITEM NUMBER	TIRE SIZE	SPEED RATING	TREAD PATTERN	TREAD WIDTH	APPROX. DIA.	APPROX. CIRC.	RECOM. RIM WIDTH	MEASURED RIM WIDTH	SECTION WIDTH	MAX LOAD	RATED INF. PSI	LOAD RANGE
FRONT												
19030	24 x 7.50R-15 LT	71H	Pro Street	5.3"	23.8"	73.3"	5.5-7.0"	6.0"	7.5"	760	35	B
19040	25 x 7.50R-15 LT	75H	Pro Street	5.3"	24.9"	76.9"	5.5-7.0"	6.0"	7.5"	855	35	B
19050	26 x 7.50R-15 LT	79H	Pro Street	5.3"	25.9"	80.5"	5.5-7.0"	6.0"	7.5"	965	35	B
19055	26 x 7.50R-17 LT	74H	Pro Street	5.3"	25.9"	80.5"	5.5-7.0"	6.0"	7.5"	825	35	B
19075	27 x 10.50R-15 LT	88H	Pro Street	8.3"	26.5"	82.8"	7-9.0"	8.5"	10.5"	1235	35	B
19100	28 x 9.50R-15 LT	90H	Pro Street	8.0"	27.0"	85.0"	6.5-8.5"	8.0"	9.75"	1325	35	B
19155	29 x 12.50R-15 LT	97H	Pro Street	10.2"	29.1"	91.5"	9.0-11.5"	10.0"	13.0"	1610	35	C
19200	29 x 15.50R-15 LT	99H	Pro Street	12.1"	29.0"	91.5"	11-14"	12.0"	15.2"	1710	35	C
19250	29 x 18.50R-15 LT	101H	Pro Street	14.6"	29.0"	91.3"	13-16.5"	14.0"	17.8"	1820	35	C
19275	31 x 12.50R-15 LT	103H	Pro Street	10.3"	31.0"	96.5"	9.0-11.5"	10.0"	13.4"	1930	35	C
19276	31 x 12.50R-16 LT	101H	Pro Street	10.3"	31.0"	96.5"	9.0-11.5"	10.0"	12.8"	1820	35	C
19300	31 x 16.50R-15 LT	106H	Pro Street	12.8"	31.0"	96.3"	11.5-15"	12.0"	16.0"	2095	35	C
19350	31 x 18.50R-15 LT	108H	Pro Street	14.5"	31.0"	96.3"	13-16.5"	14.0"	18.0"	2205	35	C
19410	33 x 21.50R-15 LT	115H	Pro Street	16.8"	32.0"	100.8"	15-19.5"	17.0"	21.3"	2680	35	C

WARNING: "Pro Street Tires are designed for highway use and are not suitable for racing purposes."

NOTE: H Speed Rating = 130 mph/210 km/h.



REFER TO INSIDE FRONT COVER FOR NO WARRANTY POLICY AND WARNINGS.

INDEPENDENT DEALERS MUST ESTABLISH THEIR OWN PRICES. FOR PRICING CONTACT YOUR NEAREST DISTRIBUTOR ON BACK OF CATALOG.

CIRCUIT RACING SLICKS - BIAS

ITEM NUMBER	TIRE SIZE	APPLICATION	TREAD WIDTH	APPROX. DIA.	APPROX. CIRC.	RECOM. RIM WIDTH	MEASURED RIM WIDTH	SECTION WIDTH	COMPOUND COMPARISON SOFT TO FIRM
43101	18.0 x 6.0-10 C2000	F500	6.2"	18.1"	57.0"	6"	6"	8.1"	R25B, R35B
43105	18.0 x 7.5-10	F500	7.5"	18.3"	57.5"	7-8"	8"	9.5"	R25B, R35B
43110	19.5 x 6.5-10	F500	6.5"	19.4"	61.0"	6"	6"	8.2"	R25B
43120	19.5 x 7.5-10	F500	7.5"	19.5"	61.2"	7-8"	8"	9.5"	R25B
43127	20.5 x 6.0-13 A2500	FF	6.0"	20.9"	65.7"	5.5"	5.5"	7.0"	R25B
43130	20.0 x 6.0-13	CF	6.0"	20.7"	65.0"	5.5-6.5"	5.5"	7.0"	R60A
43163	20.5 x 7.0-13 A2000	FB, FC, FM, SR	6.75"	20.8"	66.2"	6-8"	6"	8.0"	R25B, R35B, R45B
43168	20.0 x 7.5-13 A2500	SR	8.0"	20.6"	65.0"	6-9"	8"	9.4"	R25B, R35B
43172	20.0 x 8.0-13 C3500	FP, HP, GT3, GTL	8.0"	20.0"	63.0"	5-6"	6"	9.2"	R35B, R45B
43186	20.0 x 9.0-13 A2500	FA, SR	9.75"	20.6"	64.7"	8-10"	10"	11.0"	R25B, R35B
43192	20.0 x 9.5-13 C3500	EP, FP, GT3, GTL	9.4"	20.0"	63.0"	7"	7"	10.5"	R35B, R45B
43272	22.0 x 8.0-13	SCCA-FE, SR	8.5"	22.0"	69.3"	8"	8"	9.6"	FE \
43286	22.0 x 8.0-13 A2000	FB, FC, FM, SR	8.5"	22.0"	69.0"	8-10"	8"	9.9"	R25B, R35B
43294	22.0 x 9.0-13 A2000	FA, FB, FC, FM, SR	8.8"	22.1"	69.5"	8-10"	8"	10.0"	R25B, R35B
43307	22.5 x 7.2-13	CF	7.25"	22.6"	71.0"	5.5"	5.5"	9.8"	R60A
43309	22.5 x 7.2-13 A2500	FF	7.25"	22.6"	71.0"	5.5"	5.5"	9.8"	R25B
43312	22.0 x 10.0-13	SCCA-FE, SR	10.3"	22.8"	71.5"	10"	10"	11.8"	FE
43314	22.5 x 10.0-13 A2500	SR	9.8"	22.6"	71.0"	8-10"	10"	11.0"	R25B, R35B
43319	23.0 x 12.0-13 A3000	FA, SR	12.0"	23.6"	74.1"	12-15"	15"	15.9"	R25B, R35A
43336	21.0 x 5.0-15 C3000	FV	5.0"	21.2"	66.5"	4"	4"	5.5"	R55A
43352	22.5 x 5.5-15 C3000	FV	5.5"	21.9"	69.0"	4"	4"	6.5"	R55A
43384	23.0 x 9.5-15 C3000	EP, FP, GT3, GTL	9.2"	22.8"	71.5"	6-7"	7"	9.4"	R35B
43499	25.0 x 13.0-16 C5000	GT1, GT2	13.0"	25.3"	79.5"	12"	12"	13.5"	R35A, R45B
43537	27.0 x 14.0-16 C5000	GT1	13.8"	26.7"	84.0"	12-13"	12"	14.5"	R35A, R45B

ALL TREAD PATTERNS SLICK

SOFT	F1600	FIRM
R25B	R35B	R45B
	R55A	R60A

CIRCUIT RACING SLICKS - RADIAL

ITEM NUMBER	TIRE SIZE	APPLICATION	TREAD WIDTH	APPROX. DIA.	APPROX. CIRC.	RECOM. RIM WIDTH	MEASURED RIM WIDTH	SECTION WIDTH	COMPOUND COMPARISON SOFT TO FIRM
43322	185/60R13	FF	6.4"	21.8"	68.7"	5.5"	5.5"	7.7"	R60A
43327	205/60R13	FF	8.0"	22.7"	71.4"	5.5"	5.5"	8.7"	R60A
43331	210/550R13	P1, Pro Mazda	8.7"	21.8"	68.5"	8-10"	10"	10.5"	R35B, R55A
43333	275/570R13	P1, Pro Mazda	10.75"	22.5"	70.7"	10-12"	12"	12.56"	R35B, R55A
43548	190/530R13	PROD., GT	7.3"	20.8"	65.3"	6-7"	6"	7.8"	S80
43549	215/530R13	PROD., GT	8.3"	20.8"	65.4"	6-7"	7"	8.8"	S75, S80
43553	200/580R15	RADICAL	8.0"	22.9"	71.9"	6.5-8"	8"	8.8"	R55A
43558	215/580R15	PROD., GT	8.6"	22.9"	71.8"	7-9"	7"	9.7"	S75, S80
43568	245/580R15	PROD., GT	9.4"	22.9"	71.8"	7-10"	7"	10.0"	S75, S80
43573	23.0 x 9.5R15	FA	9.4"	22.9"	72.0"	10"	10"	10.7"	IL
43588	24.5 x 13.75R15	FA	13.75"	24.5"	77.0"	14"	14"	14.5"	IL
43591	27.5 x 11.5R15	HSC	11.5"	27.4"	86.0"	10"	9.5"	12.8"	R75A
43656	23.5 x 11.0R16	GT2	10.6"	23.6"	74.0"	10"	10"	11.0"	R75A
43661	23.5 x 12.0R16	GT2	12.0"	23.5"	73.8"	12"	12"	13.0"	R75A
43663	265/605R16	RADICAL	9.7"	23.9"	75.1"	9-10"	10"	10.9"	R55A
43672	25.5 x 12.5R16 C2000	GT1	12.4"	25.8"	81.0"	12"	12"	13.5"	R75A
43677	25.5 x 14.0R16	GT1	13.6"	25.7"	80.9"	12"	12"	14.1"	R75A
43696	28.0 x 14.5R16 C2000	GT1	13.9"	28.2"	88.5"	13"	13"	15.1"	R75A
43721	230/610R17		9.0"	23.9"	75.1"	9"	9"	9.75"	S100
43740	265/630R17		10.1"	24.8"	77.9"	9-10"	10"	10.7"	S100
43821	240/640R18		9.1"	25.6"	80.4"	8-9.5"	9"	9.8"	S80, S100
43830	255/645R18		9.8"	25.5"	80.0"	10"	10"	10.9"	S80
43837	265/645R18		10.1"	25.5"	80.0"	9-10"	10"	10.9"	S100

REFER TO INSIDE FRONT COVER FOR NO WARRANTY POLICY AND WARNINGS.

INDEPENDENT DEALERS MUST ESTABLISH THEIR OWN PRICES.
FOR PRICING CONTACT YOUR NEAREST DISTRIBUTOR ON BACK OF CATALOG.

CIRCUIT RACING SLICKS - RADIAL CONTINUED

ITEM NUMBER	TIRE SIZE	APPLICATION	TREAD WIDTH	APPROX. DIA.	APPROX. CIRC.	RECOM. RIM WIDTH	MEASURED RIM WIDTH	SECTION WIDTH	COMPOUND COMPARISON SOFT TO FIRM
43851	280/680R18		10.0"	26.9"	84.6"	9-11"	10"	11.3"	S100
43856	285/645R18		10.9"	25.5"	80.0"	10-12"	11"	11.7"	S80, S100
43865	305/645R18		11.8"	25.6"	80.6"	11-13"	12"	12.7"	S80, S100
43871	320/650R18		12.0"	25.8"	80.8"	11-13"	12"	13.0"	S100
43891	310/710R18		12.5"	28.2"	88.4"	10-12"	12"	13.6"	S100
43896	355/650R18		13.8"	25.7"	80.8"	12-14"	13"	14.2"	S100

ALL TREAD PATTERNS SLICK
SOFT

R25B

FA
R35A

S75
R75B

S80

S100

FIRM

CIRCUIT RACING WETS - BIAS

ITEM NUMBER	TIRE SIZE	TREAD PATTERN	TREAD WIDTH	APPROX. DIA.	APPROX. CIRC.	RECOM. RIM WIDTH	MEASURED RIM WIDTH	SECTION WIDTH	APPLICATION
44115	18.0 x 6.0-10	FSAE Wet	6.2"	17.8"	56.0"	6-8"	6"	7.8"	F500, FSAE
44125	19.5 x 6.5-10	Circuit Wet	6.2"	19.7"	62.0"	6-8"	8"	8.2"	F500
44150	20.0 x 7.5-13	Circuit Wet	7.4"	20.6"	64.6"	7-8"	7"	8.3"	CSR, FA
44185	21.0 x 6.5-13	Circuit Wet	6.7"	21.2"	65.5"	6-8"	6"	7.2"	FF, FM, FC, S2000, DSR
44195W3	22.0 x 7.5-13 W3	Circuit Wet	7.8"	21.3"	67.0"	8.0"	8"	8.9"	SCCA-FE
44217W3	22.0 x 9.0-13 W3	Circuit Wet	9.6"	22.6"	71.0"	8.5-10"	9"	10.6"	SCCA-FE, FC, FA, FM, P1, P2
44220	22.5 x 7.5-13	Circuit Wet	7.5"	22.8"	71.5"	5.5-6.0"	5.5"	9.8"	FF
44266	22.5 x 5.0-15	Circuit Wet	5.0"	22.0"	69.2"	4.0"	4"	6.5"	FV
44298	25.5 x 8.5-15	Vintage Wet	8.1"	25.3"	79.8"	7-8"	8"	10.3"	Historic
44307	27.0 x 10.0-15	Vintage Wet	10.0"	27.0"	84.0"	10-11"	10"	12.5"	HSC/GTA

CIRCUIT RACING WETS - RADIALS

ITEM NUMBER	TIRE SIZE	TREAD PATTERN	TREAD WIDTH	APPROX. DIA.	APPROX. CIRC.	RECOM. RIM WIDTH	MEASURED RIM WIDTH	SECTION WIDTH	APPLICATION
44421	185/60R13 WET	Circuit DOT Radial Wet	6.5"	21.7"	68.0"	5.5"	5.5"	7.5"	FF
44426	205/60R13 WET	Circuit DOT Radial Wet	7.4"	23.2"	72.5"	5.5"	5.5"	8.4"	FF
44442	20.5 x 7.0R13	Circuit Radial Wet	7.2"	20.8"	65.3"	6"	6"	7.8"	F2000
44443	22.5 x 8.0R13	Circuit Radial Wet	8.3"	22.4"	70.5"	8"	8"	9.8"	F2000
44511	23.0 x 9.0R-15	Circuit Radial Wet	9.4"	23.0"	72.3"	10"	10"	10.7"	FA
44516	24.5 x 13.0R-15	Circuit Radial Wet	13.0"	24.4"	76.6"	14"	14"	15.1"	FA



REFER TO INSIDE FRONT COVER FOR NO WARRANTY POLICY AND WARNINGS.

INDEPENDENT DEALERS MUST ESTABLISH THEIR OWN PRICES.
FOR PRICING CONTACT YOUR NEAREST DISTRIBUTOR ON BACK OF CATALOG.

VINTAGE

ITEM NUMBER	TIRE SIZE	TREAD PATTERN	TREAD WIDTH	APPROX. DIA.	APPROX. CIRC.	RECOM. RIM WIDTH	MEASURED RIM WIDTH	SECTION WIDTH	MODEL
44391	19.5 x 5.0-10	T.D.R.	5.2"	18.8"	59.0"	5-6"	5.5"	7.8"	HOOSIER T.D. R
44355	20.5 x 6.0-13	T.D.R.	6.2"	20.6"	64.7"	5-7"	5.0"	7.0"	HOOSIER T.D. R
44356	20.5 x 8.0-13	T.D.R.	7.8"	20.8"	65.5"	6.5-8.5"	7.5"	9.0"	HOOSIER T.D. R
44365	22.0 x 6.0-13	T.D.R.	6.2"	22.4"	70.3"	5-7"	5.0"	7.5"	HOOSIER T.D. R
44415	23.0 x 6.5-14	T.D.R.	7.2"	23.0"	72.3"	6-8"	5.5"	8.3"	HOOSIER T.D. R
44416	23.0 x 7.5-14	T.D.R.	6.7"	23.0"	72.5"	5.5-7"	6.0"	7.6"	HOOSIER T.D. R
44561	23.0 x 6.5-15	T.D.R.	7.6"	23.0"	72.5"	6.5-8.5"	7.5"	8.5"	HOOSIER T.D. R
44562	23.5 x 7.5-15	T.D.R.	7.6"	23.0"	72.5"	6.5-8.5"	7.5"	8.5"	HOOSIER T.D. R
44563	24.0 x 6.5-15	T.D.R.	7.0"	24.0"	75.5"	6.5-8.5"	6.0"	8.5"	HOOSIER T.D. R
44564	24.0 x 8.5-15	T.D.R.	8.5"	24.0"	75.5"	7.5-9.5"	8.0"	10.0"	HOOSIER T.D. R
44566	25.5 x 8.0-15	T.D.R.	8.0"	24.8"	77.8"	7-9"	6.0"	9.2"	HOOSIER T.D. R
44287	25.5 x 8.5-15	T.D.R.	8.5"	25.2"	79.2"	8-10"	8.0"	10.3"	HOOSIER T.D. R
44297	25.5 x 10.0-15	T.D.R.	10.0"	25.8"	81.0"	8-11"	8.0"	11.2"	HOOSIER T.D. R
44567	26.5 x 8.0-15	T.D.R.	8.0"	26.4"	83.0"	9-9.5"	7.0"	10.0"	HOOSIER T.D. R
44308	26.5 x 9.5-15	T.D.R.	9.5"	26.6"	83.5"	8-10"	8.0"	11.0"	HOOSIER T.D. R
44309	26.5 x 11.0-15	T.D.R.	10.4"	27.0"	84.9"	9-11"	12.0"	13.6"	HOOSIER T.D. R
44317	27.5 x 11.0-15	T.D.R.	11.0"	27.7"	87.0"	10-13"	10.0"	13.2"	HOOSIER T.D. R
44337	24.0 x 8.5-16	T.D.R.	8.2"	24.1"	75.4"	8-10"	8.0"	10.5"	HOOSIER T.D. R
44347	25.5 x 10.0-16	T.D.R.	10.0"	25.6"	80.5"	9-11"	9.0"	11.3"	HOOSIER T.D. R
44165	135/545-13	Vintage	5.4"	21.3"	67.0"	5.5"	5.0"	6.6"	VFF
44170	165/580-13	Vintage	6.8"	22.7"	71.2"	5.5"	6.0"	8.5"	VFF
44380	22.0 x 7.0-13	Vintage	6.8"	20.9"	68.8"	5.5-7.5"	5.5"	7.8"	WET
44205	21.0 x 9.0-13	Vintage	9.125"	20.9"	65.6"	10.0"	10.0"	10.5"	Vintage, FB R35B
44225	23.0 x 12.0-13	Vintage	13.0"	23.3"	73.25"	13.0"	13.0"	14.375"	Vintage, FB R35B
44405	120/590-15	Vintage	4.8"	22.6"	70.9"	4.5"	4.5"	6.1"	VINTAGE T.D.
44408	135/620-15	Vintage	5.6"	24.1"	75.6"	4.5"	4.5"	6.9"	VINTAGE T.D.
44400	5.00-15	Vintage	5.2"	24.7"	77.6"	4-6"	4.0"	7.0"	VINTAGE T.D.
44410	5.50-15	Vintage	6.5"	24.7"	77.6"	4.5-7"	4.5"	7.7"	VINTAGE T.D.
46003	P205/60R13	Speedster	7.3"	22.7"	71.2"	6.0"	6.0"	8.4"	SPEEDSTER
46007	P205/55R14	Speedster	7.3"	22.8"	71.6"	6.5"	6.5"	8.5"	SPEEDSTER
46011	P185/65R15	Speedster	6.4"	24.2"	76.0"	5-6.5"	5.0"	7.0"	SPEEDSTER
46014	P205/50R15	Speedster	7.3"	22.7"	71.4"	7.0"	7.0"	8.3"	SPEEDSTER
46015	P205/60R15	Speedster	7.3"	24.2"	76.0"	5.5-7.5"	6.5"	8.2"	SPEEDSTER
46021	P225/50R15	Speedster	8.1"	24.2"	76.0"	6-8"	7.0"	9.125"	SPEEDSTER

WARNING: DOT labeled Hoosier Racing Tires meet Department of Transportation requirements for making and performance only and are **NOT INTENDED FOR HIGHWAY USE.** It is unsafe to operate any Hoosier Racing Tire including DOT tires on public roads. The prohibited use of Hoosier Racing tires on public roadways may result in loss of traction, unexpected loss of vehicle control, or sudden loss of tire pressure, resulting in a vehicle crash and possible **SERIOUS PERSONAL INJURY OR DEATH.**

CIRCUIT RACING D.O.T. - RADIAL

ITEM NUMBER	TIRE SIZE	LOAD/SPEED RATING	TREAD PATTERN	TREAD WIDTH	APPROX. DIA.	APPROX. CIRC.	RECOM. RIM WIDTH	MEASURED RIM WIDTH	SECTION WIDTH	A7	R7
46302	P185/60ZR13	80W	A7 / R7	6.9"	21.7"	68.2"	6.0-7.0"	6.0"	7.8"		X
46304	P205/60ZR13	86W	A7 / R7	8.0"	22.8"	71.7"	5.5-7.5"	6.0"	8.8"		X
46309	P225/45ZR13	77W	A7 / R7	8.5"	20.9"	65.8"	7.0-8.5"	7.5"	9.3"	X	X
46312	P225/50ZR13	88W	A7 / R7	8.5"	21.9"	69.0"	6.0-8.0"	7.0"	9.4"		X
46322	P255/40ZR13	82W	A7 / R7	9.5"	20.9"	65.6"	8.5-10.0"	9.0"	10.5"	X	
46406	P205/55ZR14	85W	A7 / R7	8.1"	22.8"	71.6"	5.5-7.5"	7.0"	9.1"		X
46416	P225/50ZR14	88W	A7 / R7	8.5"	22.9"	72.0"	6.0-8.0"	7.0"	9.4"	X	X
46502	P205/50ZR15	84W	A7 / R7	8.0"	22.8"	71.8"	5.5-7.5"	6.5"	8.5"	X	X
46501	P205/50ZR15 SM7		Racing D.O.T. Radial	8.0"	22.8"	71.7"	5.0-5.75"	6.5"	8.7"		X
46511	P225/45ZR15	81W	A7 / R7	8.6"	22.8"	71.8"	7.0-8.5"	7.5"	9.3"	X	X
46516	P225/50ZR15	90W	A7 / R7	8.8"	23.8"	74.8"	6.0-8.0"	7.0"	9.7"		X
46522	P245/40ZR15	83W	A7 / R7	9.0"	23.0"	72.0"	8.0-9.5"	8.5"	10.0"	X	X
46526	P245/50ZR15	95W	A7 / R7	9.4"	24.4"	76.2"	7.0-8.5"	7.5"	10.3"		X
46536	P275/35ZR15	82W	A7 / R7	10.1"	23.0"	72.2"	9.0-11.0"	9.5"	10.8"	X	X
46540	P275/50ZR15	101W	A7 / R7	10.0"	25.5"	80.0"	7.5-9.5"	8.0"	10.8"		X
46560	P295/35ZR15	101W	A7 / R7	10.5"	23.0"	72.3"	9.0-11.0"	10.0"	11.6"	X	

REFER TO INSIDE FRONT COVER FOR NO WARRANTY POLICY AND WARNINGS. INDEPENDENT DEALERS MUST ESTABLISH THEIR OWN PRICES. FOR PRICING CONTACT YOUR NEAREST DISTRIBUTOR ON BACK OF CATALOG.

CIRCUIT RACING D.O.T. - RADIAL CONTINUED

ITEM NUMBER	TIRE SIZE	LOAD/SPEED RATING	TREAD PATTERN	TREAD WIDTH	APPROX. DIA.	APPROX. CIRC.	RECOM. RIM WIDTH	MEASURED RIM WIDTH	SECTION WIDTH	A7	R7
46601	P205/45ZR16	77W	A7 / R7	8.0"	23.0"	72.1"	7.0-8.5"	7.0"	8.5"	X	X
46611	P225/50ZR16	91W	A7 / R7	8.8"	24.7"	77.6"	6.0-8.0"	7.0"	9.4"	X	X
46616	P245/45ZR16	88W	A7 / R7	9.5"	24.4"	76.5"	7.5-9.0"	8.0"	10.3"	X	X
46620	P255/50ZR16	99W	A7 / R7	9.4"	26.2"	82.2"	7.0-9.0"	8.0"	10.5"	X	X
46630	P275/45ZR16	94W	A7 / R7	10.3"	25.6"	80.5"	8.5-10.0"	9.0"	11.2"	X	X
46706	P225/40ZR17	81W	A7 / R7	9.0"	23.8"	74.8"	8.0-9.5"	8.0"	9.6"	X	X
46711	P225/45ZR17	84W	A7 / R7	9.0"	24.7"	77.8"	8.0-9.5"	7.5"	9.7"	X	X
46716	P245/40ZR17	86W	A7 / R7	9.7"	24.3"	76.0"	8.0-9.5"	8.5"	10.3"	X	X
46721	P245/45ZR17	89W	A7 / R7	9.3"	25.5"	80.0"	7.5-9.0"	8.0"	10.0"		X
46729	P275/35ZR17	85W	A7 / R7	10.3"	24.7"	77.7"	9.0-11.0"	9.5"	11.0"	X	X
46730	P275/40ZR17	93W	A7 / R7	10.3"	25.5"	80.1"	9.0-11.0"	9.5"	11.0"	X	X
46733	P295/35ZR17	89W	A7 / R7	10.8"	25.3"	79.5"	9.5-11.0"	10.0"	11.6"	X	X
46735	P315/35ZR17	93W	A7 / R7	11.4"	25.6"	80.4"	11.0-12.0"	11.0"	12.6"	X	X
46740	P335/35ZR17	97W	A7 / R7	12.9"	25.6"	80.5"	11.0-13.0"	12.0"	13.6"	X	
46811	P225/40ZR18	83W	A7 / R7	8.8"	24.7"	77.6"	7.5-9.0"	8.0"	9.6"		X
46821	P245/35ZR18	80W	A7 / R7	9.4"	24.4"	76.7"	8.0-9.5"	8.5"	9.9"		X
46826	P245/40ZR18	88W	A7 / R7	9.0"	25.4"	79.8"	8.0-9.5"	8.5"	10.3"	X	X
46832	P255/35ZR18	82W	A7 / R7	10.3"	24.8"	77.8"	8.5-10.0"	9.0"	10.8"	X	X
46836	P275/35ZR18	87W	A7 / R7	10.3"	25.5"	80.2"	9.0-11.0"	9.5"	10.7"	X	X
46840	P285/30ZR18	86W	A7 / R7	10.9"	24.9"	78.1"	10.0-11.0"	10.0"	11.5"	X	X
46843	P295/30ZR18	88W	A7 / R7	10.8"	25.3"	79.5"	9.5-11.0"	10.0"	11.6"	X	X
46844	P295/40ZR18	98W	A7 / R7	10.4"	27.2"	85.6"	10.0-11.5"	10.5"	11.9"		X
46846	P315/30ZR18	91W	A7 / R7	11.8"	25.6"	80.5"	11.0-12.0"	11.0"	12.5"	X	X
46847	P315/40ZR18	102W	A7 / R7	11.3"	27.3"	85.7"	10.5-12.5"	11.0"	13.2"		X
46850	P335/30ZR18	95W	A7 / R7	12.8"	25.6"	80.5"	12.0-13.0"	12.0"	13.5"	X	X
46855	P345/35ZR18	100W	A7 / R7	13.2"	26.8"	84.2"	11.0-13.0"	12.0"	13.9"	X	X
46916	P235/35ZR19	79W	A7 / R7	9.25"	25.6"	80.5"	8.0-9.5"	9.0"	10.2"	X	X
46925	P265/35ZR19	86W	A7 / R7	9.6"	26.2"	82.3"	9.0-10.0"	9.0"	10.4"		X
46935	P295/30ZR19	89W	A7 / R7	10.4"	26.1"	82.1"	10.0-12.0"	10.0"	11.5"		X
46936	P295/35ZR19	92W	A7 / R7	10.0"	27.3"	86.0"	10.0-12.0"	10.0"	11.5"		X
46937	P315/30ZR19	93W	A7 / R7	12.0"	26.1"	82.2"	11.0-12.0"	11.0"	12.5"	X	X
46938	P315/35ZR19	96W	A7 / R7	11.3"	27.3"	85.7"	11.0-12.0"	12.0"	13.2"		X
46940	P315/40ZR19	103W	A7 / R7	11.3"	28.9"	90.7"	11.0-12.0"	11.0"	12.9"		X
46945	P325/30ZR19	94W	A7 / R7	12.2"	26.8"	84.1"	12.0-13.0"	13.0"	13.6"	X	X
46950	P345/30ZR19	98W	A7 / R7	13.0"	26.8"	84.3"	12.0-13.0"	13.0"	14.1"	X	X
46965	P265/30ZR20	95W	A7 / R7	9.8"	26.7"	83.9"	9.0-10.0"	9.5"	10.9"		X
46975	P285/30ZR20	99W	A7 / R7	9.9"	26.7"	84.0"	9.0-10.0"	10.0"	11.5"		X
46986	P305/30ZR20	103W	A7 / R7	11.8"	27.1"	85.3"	11.0-12.0"	12.0"	13.2"		X
46996	P335/25ZR20	103W	A7 / R7	12.8"	27.1"	85.5"	12.0-13.0"	12.0"	14.2"		X

WARNING: DOT labeled Hoosier Racing Tires meet Department of Transportation requirements for making and performance only and are **NOT INTENDED FOR HIGHWAY USE.** It is unsafe to operate any Hoosier Racing Tire including DOT tires on public roads. The prohibited use of Hoosier Racing tires on public roadways may result in loss of traction, unexpected loss of vehicle control, or sudden loss of tire pressure, resulting in a vehicle crash and possible **SERIOUS PERSONAL INJURY OR DEATH.**



REFER TO INSIDE FRONT COVER FOR NO WARRANTY POLICY AND WARNINGS. INDEPENDENT DEALERS MUST ESTABLISH THEIR OWN PRICES. FOR PRICING CONTACT YOUR NEAREST DISTRIBUTOR ON BACK OF CATALOG.

CIRCUIT RACING D.O.T. - RADIAL WET

ITEM NUMBER	TIRE SIZE	LOAD/SPEED RATING	TREAD PATTERN	TREAD WIDTH	APPROX. DIA.	APPROX. CIRC.	RECOM. RIM WIDTH	MEASURED RIM WIDTH	SECTION WIDTH
46100	P185/60R13 H20	86H	Circuit D.O.T. Radial Wet	6.8"	21.7"	68.1"	5.0-6.0"	6.0"	7.7"
46105	P205/60R13 H20	86H	Circuit D.O.T. Radial Wet	7.1"	23.5"	73.8"	6.0-7.5"	6.0"	8.5"
46115	P205/55R14 H20	85H	Circuit D.O.T. Radial Wet	7.1"	23.5"	73.8"	6.5-7.5"	6.5"	8.7"
46125	P205/50R15 H20	84H	Circuit D.O.T. Radial Wet	7.1"	23.5"	73.8"	6.5-7.5"	6.5"	8.2"
46127	P225/45R15 H20	81H	Circuit D.O.T. Radial Wet	8.9"	22.9"	72.0"	7.0-8.5"	8.0"	9.4"
46130	P225/55R15 H20	92H	Circuit D.O.T. Radial Wet	8.8"	24.8"	77.9"	7.0-8.0"	7.0"	9.4"
46135	P205/45R16 H20	77H	Circuit D.O.T. Radial Wet	7.1"	23.5"	73.8"	7.0-7.5"	7.0"	8.4"
46140	P225/50R16 H20	91H	Circuit D.O.T. Radial Wet	8.8"	24.8"	77.9"	7.0-9.0"	7.0"	9.6"
46145	P245/45R16 H20	88H	Circuit D.O.T. Radial Wet	9.0"	24.8"	77.9"	7.0-9.0"	8.0"	10.0"
46150	P255/50R16 H20	99H	Circuit D.O.T. Radial Wet	9.3"	26.3"	82.5"	8.0-9.0"	8.0"	10.7"
46170	P225/45R17 H20	84H	Circuit D.O.T. Radial Wet	8.8"	24.8"	77.9"	8.0-9.0"	7.5"	9.5"
46175	P245/40R17 H20	86H	Circuit D.O.T. Radial Wet	9.0"	24.8"	77.9"	7.0-9.0"	8.0"	10.0"
46185	P275/40R17 H20	93H	Circuit D.O.T. Radial Wet	10.0"	25.2"	79.2"	9.0-11.0"	9.5"	11.3"
46200	P225/40R18 H20	83H	Circuit D.O.T. Radial Wet	8.8"	24.8"	77.9"	7.0-9.0"	8.0"	9.9"
46205	P245/35R18 H20	80H	Circuit D.O.T. Radial Wet	9.0"	24.8"	77.9"	7.0-9.0"	8.0"	10.0"
46207	P245/40R18 H20	88H	Circuit D.O.T. Radial Wet	8.75"	25.5"	80.25"	8.0-9.5"	9.0"	9.75"
46215	P275/35R18 H20	87H	Circuit D.O.T. Radial Wet	10.0"	25.2"	79.2"	10.0-11.0"	9.5"	11.3"
46220	P305/30R18 H20	89H	Circuit D.O.T. Radial Wet	11.8"	25.6"	80.4"	11.0-12.0"	11.0"	12.7"
46230	P325/35R18 H20	130H	Circuit D.O.T. Radial Wet	12.0"	27.0"	84.6"	11.0-12.0"	12.0"	13.3"
46260	P325/30R19 H20	130H	Circuit D.O.T. Radial Wet	12.0"	27.0"	85.0"	11.0-12.0"	12.0"	13.2"

WARNING: DOT labeled Hoosier Racing Tires meet Department of Transportation requirements for making and performance only and are **NOT INTENDED FOR HIGHWAY USE**. It is unsafe to operate any Hoosier Racing Tire including DOT tires on public roads. The prohibited use of Hoosier Racing tires on public roadways may result in loss of traction, unexpected loss of vehicle control, or sudden loss of tire pressure, resulting in a vehicle crash and possible **SERIOUS PERSONAL INJURY OR DEATH**.

NOTE: H Speed Rating = 130 mph/210 km/h.

FORMULA STUDENT (FSAE)

ITEM NUMBER	TIRE SIZE	APPLICATION	APPROX. WEIGHT	TREAD WIDTH.	APPROX. DIA.	RECOM. RIM WIDTH	MEASURED RIM WIDTH	SECTION WIDTH	COMPOUND COMPARISON SOFT TO FIRM
41100	6.0/18.0-10	FSAE-Slick	8LBS	6.0"	18.1"	6-7"	7.0"	8.5"	LCO
43070	16.0 x 6.0-10	FSAE-Slick	7LBS	6.0"	16.3"	6-7"	6.0"	6.9"	LCO, R25B
43075	16.0 x 7.5-10	FSAE-Slick	8LBS	7.3"	16.2"	6-8"	8.0"	8.4"	LCO, R25B
43101	18.0 x 6.0-10 C2000	FSAE-Slick	9LBS	6.2"	18.1"	6.5-7"	6.0"	8.1"	R25B
43105	18.0 x 7.5-10	FSAE-Slick	10LBS	7.5"	18.3"	7-8"	8.0"	9.5"	R25B
43110	19.5 x 6.5-10	FSAE-Slick	10LBS	6.5"	19.4"	5.5-7"	6.0"	8.2"	R25B
43120	19.5 x 7.5-10	FSAE-Slick	11LBS	7.5"	19.5"	7-8"	8.0"	9.5"	R25B
43127	20.5 x 6.0-13 A2500	FSAE-Slick	11LBS	6.0"	21.0"	5.5-6.5"	5.5"	7.3"	R25B
43163	20.5 x 7.0-13 A2500	FSAE-Slick	11LBS	7.0"	21.0"	5.5-8"	6.0"	8.0"	R25B
43168	20.0 x 7.5-13 A2500	FSAE-Slick	12LBS	8.0"	20.6"	7-9"	8.0"	9.4"	R25B
43170	16.0 x 7.0-10	Circuit Wet - Bias	7.5LBS	7.0"	16.2"	6-7"	6.0"	7.6"	WSet
44115	18.0 x 6.0-10	FSAE-Wet	9LBS	6.2"	17.8"	6-8"	6.0"	7.8"	Wet
44125	19.5 x 6.5-10	Circuit Wet - Bias	10LBS	6.2"	19.5"	6-8"	6.0"	8.2"	Wet
44150	20.0 x 7.5-13	Circuit Wet - Bias	12LBS	7.4"	20.6"	6-8"	7.0"	8.3"	Wet
44185	21.0 x 6.5-13	Circuit Wet - Bias	11LBS	6.7"	21.2"	6-8"	6.0"	7.2"	Wet
43329	205/470R13 Conti Dry	FSAE-Radial Slick	8.4LBS	6.9"	18.8"	6-8"	7.0"	7.5"	Continental FSAE Dry
44302	205/470R13 Conti Wet	FSAE-Radial Wet	9.3	7.2	18.4	6-7	7.0	7.75	Continental FSAE Wet

RALLY

ITEM NUMBER	TIRE SIZE	TREAD PATTERN	TREAD WIDTH	APPROX. DIA.	APPROX. CIRC.	RECOM. RIM WIDTH	MEASURED RIM WIDTH	SECTION WIDTH	MODEL
44002	165/80R13	Gravel Rally - Right	5.3"	23.5"	74.0"	6.0"	6.0"	7.3"	GTH-R
44003	165/80R13	Gravel Rally - Left	5.3"	23.5"	74.0"	6.0"	6.0"	7.3"	GTH-L
44004	185/70R13	Gravel Rally - Right	5.8"	23.5"	74.0"	7.0"	7.0"	8.2"	GTH-R
44005	185/70R13	Gravel Rally - Left	5.8"	23.5"	74.0"	7.0"	7.0"	8.2"	GTH-L
44006	185/65R15	Gravel Rally - Right	6.5"	24.8"	78.0"	6.0"	6.0"	7.4"	GTH-R
44007	185/65R15	Gravel Rally - Left	6.5"	24.8"	78.0"	6.0"	6.0"	7.4"	GTH-L
44008	195/65R15	Gravel Rally - Right	6.7"	25.2"	79.0"	7.0"	6.0"	7.7"	GTH-R
44009	195/65R15	Gravel Rally - Left	6.7"	25.2"	79.0"	7.0"	6.0"	7.7"	GTH-L
44010	205/65R15	Gravel Rally - Right	7.1"	25.3"	79.5"	7.0"	7.0"	8.75"	GTH-R
44011	205/65R15	Gravel Rally - Left	7.1"	25.3"	79.5"	7.0"	7.0"	8.75"	GTH-L
44300	200/530R13	Tarmac Rally	7.6"	20.8"	65.5"	7.5"	7.0"	7.6"	WET, DS
44305	200/530R13	Tarmac Rally	7.6"	20.8"	65.5"	7.5"	7.0"	7.6"	DM, DH
44310	220/530R13	Tarmac Rally	7.8"	20.8"	65.5"	7.5"	7.0"	8.3"	WET, DS
44315	220/530R13	Tarmac Rally	7.8"	20.8"	65.5"	7.5"	7.0"	8.3"	DM, DH
44500	200/580R15	Tarmac Rally	7.5"	22.7"	71.5"	7.5"	7.0"	8.6"	WET, DS
44510	200/580R15	Tarmac Rally	7.5"	22.7"	71.5"	7.5"	7.0"	8.6"	DM, DH
44520	185/580R15	Tarmac Rally	6.7"	22.7"	71.5"	7.0"	7.0"	7.9"	WET, DS
44521	185/580R15	Tarmac Rally	6.7"	22.7"	71.5"	7.0"	7.0"	7.9"	DM, DH
44805	200/650R18	Tarmac Rally	8.2"	25.3"	79.5"	8.0"	8.0"	8.9"	WET, DS
44810	200/650R18	Tarmac Rally	8.2"	25.3"	79.5"	8.0"	8.0"	8.9"	DM, DH



REFER TO INSIDE FRONT COVER FOR NO WARRANTY POLICY AND WARNINGS.

INDEPENDENT DEALERS MUST ESTABLISH THEIR OWN PRICES. FOR PRICING CONTACT YOUR NEAREST DISTRIBUTOR ON BACK OF CATALOG.



CORPORATE

65465 S.R. 931 ♦ Lakeville, IN 46536 ♦ (574) 784-3152 ♦ Fax: (574) 784-2385
hoosiertire.com

Hoosier Racing Tire Europe
Continental Reifen Deutschland GmbH

Buettnerstr. 25 ♦ 30165 Hannover, Germany ♦ +49 (172) 291-2544   

DISTRIBUTORS

Hoosier Tire East

56-H Loomis Street ♦ Manchester, CT 06042
Phone: (860) 646-9646 ♦ Fax: (860) 646-2054
E-mail: rob@hoosiertireeast.com
www.hoosiertireeast.com

Hoosier Tire Great Plains

Omaha
12252 N. 153rd Circle ♦ Bennington, NE 68007
Phone: (402) 281-9700 ♦ Fax: (402) 933-7516
E-mail: sales@hoosiertiregp.com
www.hoosiertiregp.com

Hoosier Tire Mid-Atlantic

Pittsburgh
110 South Pike Road, #207 ♦ Sarver, PA 16055
Phone: (724) 360-8000 ♦ Fax: (724) 360-8044
E-mail: sales@hoosiermidatlantic.com
www.hoosiermidatlantic.com

Hoosier Tire Mid-Atlantic

Baltimore
2931 Industrial Park Drive ♦ Finksburg, MD 21048
Phone: (410) 833-2061 ♦ Fax: (410) 833-5921
E-mail: sales@hoosiermidatlantic.com
www.hoosiermidatlantic.com

Hoosier Tire Midwest

Indianapolis
4155 North CR 1000 East, Suite A
Brownsburg, IN 46112
Phone: (317) 858-1234 ♦ Fax: (317) 858-1307
E-mail: hoosiertiregirl@gmail.com ♦ www.racetires.com

Hoosier Tire Midwest

Springfield
3886 E. State Route 54 ♦ Springfield, IL 62707
Phone: (217) 522-1955 ♦ Fax: (217) 670-0746
E-mail: jessica@racetires.com ♦ www.racetires.com

Hoosier Tire Midwest

Plymouth
1801 Jim Neu Drive ♦ Plymouth, IN 46563
Phone: (574) 936-8344 ♦ Fax: (574) 936-1673
E-mail: hoosiertireply@aim.com ♦ www.racetires.com

Hoosier Tire North

21601 John Deere Lane ♦ Rogers, MN 55374
Phone: (763) 428-8780 ♦ Fax: (800) 555-8577
E-mail: htnrace@aol.com ♦ bfollmer1@aol.com
www.hoosiertirenorth.com

Hoosier Tire Ohio Valley

1933 Staunton Turnpike ♦ Parkersburg, WV 26104
Phone: (304) 428-5000 ♦ Fax: (304) 485-8038
1-800-430-7223 ♦ E-mail: todd@poske.com
www.poske.com

Hoosier Tire South

Asphalt
P.O. Box 537 ♦ Welcome, NC 27374
Phone: (336) 731-6100 ♦ Fax: (336) 731-6086
E-mail: hoosierasp@lexcominc.net

Hoosier Tire South

Road & Drag
P.O. Box 6080 ♦ Maryville, TN 37802
Phone: (865) 984-3232 ♦ Fax: (865) 681-0775
E-mail: road&drag@hoosiertiresouth.com

Hoosier Tire South

Dirt Oval
P.O. Box 1437 ♦ Clinton, TN 37717
Phone: (865) 457-9888 ♦ Fax: (865) 457-8033
E-mail: hoosierjustin@bellsouth.net

Hoosier Tire Southwest

Mesquite
103 Gross Road, Bldg. A ♦ Mesquite, TX 75149
Phone: (972) 289-RACE (7223) ♦ Fax: (972) 289-8055
E-mail: tom@smileysracing.com
tclonch@smileysracing.com ♦ www.smileysracing.com

Hoosier Tire Southwest

Oklahoma City
3208 SW 59th, Suite A ♦ Oklahoma City, OK 73119
Phone: (405) 686-7112 ♦ Fax: (405) 681-2242
E-mail: tom@smileysracing.com
tclonch@smileysracing.com ♦ www.smileysracing.com

Hoosier Tire Southwest

Houston
1622 Sawdust Road ♦ The Woodlands, TX 77380
Phone: (281) 362-7872 ♦ Fax: (281) 292-4996
E-mail: tom@smileysracing.com
tclonch@smileysracing.com ♦ www.smileysracing.com

Hoosier Tire West

2608 E. California ♦ Fresno, CA 93721
Phone: (559) 485-4612 ♦ Fax: (559) 485-4632
E-mail: racing@hoosiertirewest.com
www.hoosiertirewest.com

Hoosier Tire Canada - NY

1733 Maryland Avenue ♦ Niagara Falls, New York 14305
Phone: (716) 285-7502 ♦ Fax: (800) 285-1454
E-mail: usasales@bicknellracingproducts.com
www.bicknellracingproducts.com

INTERNATIONAL

Hoosier Tire Australia

17 Blind Road ♦ Nelson NSW, Australia 2765
Phone: (61) 296 791990 ♦ Fax: (61) 296 791187
E-mail: mdimport@bigpond.net.au
www.hoosier.com.au

Hoosier Tire Canada

117-119 Cushman Road
St. Catharines, Ontario, Canada L2M6S9
Phone: (905) 685-3184 ♦ Fax: (800) 891-0521
E-mail: ronmckay@bicknellracingproducts.com
www.hoosiertirecanada.com

Hoosier Tire New Zealand

32 William Pickering Drive
Albany, Auckland 0632 ♦ New Zealand
Phone: (09) 415 1388 ♦ Fax: (09) 415 0788
E-mail: 8@cardwells.co.nz ♦ www.cardwells.co.nz

Hoosier Tire Western Canada

5601-45 ST ♦ Leduc, Alberta, Canada T9E7B1
Phone: (780) 986-7223 ♦ Fax: (780) 986-5267
E-mail: timgee.99@gmail.com
www.geeandgeeracing.com

Hoosier Tire U.K.

P.O. Box 380 ♦ Horley Surrey, RH6 0WW
(England/Scotland/Wales/Ireland),
Netherlands (Holland), Belgium, Germany & France
Phone: +44 (0) 1293 863579
E-mail: info@hoosiertyre.co.uk ♦ www.hoosiertyre.co.uk

“TIRES DESIGNED FOR CHAMPIONS”®

In addition to the locations above, Hoosier Racing Tire Corp. has distributor locations in Brazil, the Caribbean, Chile, Denmark, Germany, Israel, Japan, Kuwait, Mexico, Norway, South Africa, Sweden, Thailand and the United Arab Emirates. Contact information for these locations can be found on www.hoosiertire.com. To learn more about purchasing Hoosier tires in areas not listed, you can e-mail us at internationalsales@hoosiertire.com. ©2018 Hoosier Racing Tire 11/18